



# Anchor Capital

## **Anchor Risk Managed Credit Strategies Fund**

Advisor Class Shares – ATCAX

## **Anchor Risk Managed Equity Strategies Fund**

Advisor Class Shares – ATEAX

## **Anchor Risk Managed Global Strategies Fund**

Advisor Class Shares – ATAGX

## **Anchor Risk Managed Municipal Strategies Fund**

Advisor Class Shares – ATAMX

*Each a series of Northern Lights Fund Trust IV*

### **PROSPECTUS**

**December 29, 2021**

*Advised by:*

Anchor Capital Management Group, Inc.  
15 Enterprise, Suite 450  
Aliso Viejo, California 92656

1-844-594-1226 (toll-free)

[www.anchor-capital.com/funds](http://www.anchor-capital.com/funds)

This Prospectus provides important information about the Funds that you should know before investing. Please read it carefully and keep it for future reference.

These securities have not been approved or disapproved by the Securities and Exchange Commission nor has the Securities and Exchange Commission passed upon the accuracy or adequacy of this Prospectus. Any representation to the contrary is a criminal offense.

## TABLE OF CONTENTS

<b>FUND SUMMARY - ANCHOR RISK MANAGED CREDIT STRATEGIES FUND.....</b>	<b>1</b>
<b>FUND SUMMARY - ANCHOR RISK MANAGED EQUITY STRATEGIES FUND.....</b>	<b>6</b>
<b>FUND SUMMARY - ANCHOR RISK MANAGED GLOBAL STRATEGIES FUND .....</b>	<b>11</b>
<b>FUND SUMMARY - ANCHOR RISK MANAGED MUNICIPAL STRATEGIES FUND.....</b>	<b>16</b>
<b>ADDITIONAL INFORMATION ABOUT PRINCIPAL INVESTMENT STRATEGIES AND RELATED RISKS .....</b>	<b>21</b>
Investment Objective .....	21
Principal Investment Strategies.....	21
Principal Investment Risks .....	22
Temporary Defensive Positions.....	27
Portfolio Holdings Disclosure.....	27
Operational and Cybersecurity .....	27
<b>MANAGEMENT .....</b>	<b>28</b>
Investment Adviser .....	28
Portfolio Managers.....	28
<b>HOW SHARES ARE PRICED.....</b>	<b>29</b>
<b>HOW TO PURCHASE SHARES.....</b>	<b>30</b>
<b>HOW TO REDEEM SHARES.....</b>	<b>31</b>
<b>FREQUENT PURCHASES AND REDEMPTIONS OF FUND SHARES .....</b>	<b>33</b>
<b>TAX STATUS, DIVIDENDS AND DISTRIBUTIONS.....</b>	<b>34</b>
<b>DISTRIBUTION OF SHARES .....</b>	<b>34</b>
Distributor.....	34
Householding .....	34
<b>FINANCIAL HIGHLIGHTS.....</b>	<b>35</b>

## FUND SUMMARY - ANCHOR RISK MANAGED CREDIT STRATEGIES FUND

**Investment Objective:** The Fund seeks to provide total return from income and capital appreciation with a secondary objective of limiting risk during unfavorable market conditions.

**Fees and Expenses of the Fund:** This table describes the fees and expenses that you may pay if you buy, sell and hold shares of the Fund. **You may pay other fees, such as brokerage commissions and other fees to financial intermediaries, which are not reflected in the tables and examples below.** More information about these fees and expenses is available from your financial intermediary and in **How to Purchase Shares** on page 34 of the Fund's Prospectus.

<b>Shareholder Fees</b> (fees paid directly from your investment)	<b>Advisor Class</b>
Maximum Sales Charge (Load) Imposed on Purchases (as a percentage of offering price)	None
Maximum Deferred Sales Charge (Load) (as a percentage of offering price)	None
Maximum Sales Charge (Load) Imposed on Reinvested Dividends and other Distributions (as a percentage of offering price)	None
Redemption Fee (as a % of amount redeemed on shares held less than 60 days)	None
<b>Annual Fund Operating Expenses</b> (expenses that you pay each year as a percentage of the value of your investment)	
Management Fees	1.60%
Distribution and Service (12b-1) Fees	None
Other Expenses	0.84%
Interest and dividend expense on securities sold short	0.33%
Remaining Other Expenses	0.51%
Acquired Fund Fees and Expenses <sup>(1)</sup>	0.31%
Total Annual Fund Operating Expenses	2.75%
Fee Waiver and/or Expense Reimbursement <sup>(2)</sup>	(0.11%)
Total Annual Fund Operating Expenses After Fee Waiver and/or Expense Reimbursement	2.64%

(1) Acquired Fund Fees and Expenses are the indirect costs of investing in other investment companies. The operating expenses in this fee table will not correlate to the expense ratio in the Fund's financial highlights because the financial statements include only the direct operating expenses incurred by the Fund, not the indirect costs of investment companies.

(2) The Fund's adviser has contractually agreed to reduce its fees and/or absorb expenses of the Fund, until at least December 31, 2022 to ensure that total annual fund operating expenses after fee waiver and/or reimbursement excluding (i) any frontend or contingent deferred loads; (ii) brokerage fees and commissions, (iii) acquired fund fees and expenses; (iv) fees and expenses associated with investments in other collective investment vehicles or derivative instruments (including for example option and swap fees and expenses); (v) borrowing costs (such as interest and dividend expense on securities sold short); (vi) taxes; and (vii) extraordinary expenses, such as litigation expenses (which may include indemnification of Fund officers and Trustees, contractual indemnification of Fund service providers (other than the adviser)), will not exceed 2.00% of the Fund's average daily net assets attributable to Advisor Class shares; subject to possible recoupment from the Fund in future years (within the three years after the fees have been waived or reimbursed) if such recoupment can be achieved within the lesser of the expense limitation in place at the time of waiver and the expense limitation in place at the time of recapture. The expense limit arrangement may not be terminated during this time period without prior approval of the Board of Trustees on 60 days' written notice to the Fund's adviser.

**Example:** This Example is intended to help you compare the cost of investing in the Fund with the cost of investing in other mutual funds.

The Example assumes that you invest \$10,000 in the Fund for the time periods indicated and then redeem all of your shares at the end of those periods. The Example also assumes that your investment has a 5% return each year and that the Fund's operating expenses remain the same. Although your actual costs may be higher or lower, based upon these assumptions your costs would be:

	<u>1 Year</u>	<u>3 Years</u>	<u>5 Years</u>	<u>10 Years</u>
<b>Advisor Class</b>	\$267	\$843	\$1,445	\$3,072

**Portfolio Turnover:** The Fund pays transaction costs, such as commissions, when it buys and sells securities (or "turns over" its portfolio). A higher portfolio turnover rate may indicate higher transaction costs and may result in higher taxes when Fund shares are held in a taxable account. These costs, which are not reflected in annual fund operating expenses or in the Example, affect the Fund's performance. During the most recent fiscal year the Fund's portfolio turnover rate was 727%.

**Principal Investment Strategies:** The Fund seeks to achieve its investment objective, utilizing a fund of funds structure, by allocating assets among various strategies based on the adviser's research and analysis regarding market trends. A market trend is the movement of a financial market in a particular direction over time. Under normal market conditions, the Fund invests, directly or indirectly through unaffiliated fixed income exchange traded funds ("ETFs") and fixed income mutual funds (together with ETFs, "Underlying Funds"), at least 80% of its net assets (plus the amount of borrowings, if any) in long and short positions in fixed income securities. The adviser defines "fixed income securities" to include bonds, municipal funds, ETFs and other debt instruments. The Fund primarily takes long and short positions in securities that provide returns similar to high yield corporate bonds (also known as "junk bonds") based on long, intermediate, and short-term trends. Long term trends are those that are observed over two years or more; intermediate trends last between nine to 24 months; and short-term trends take place up to nine months. The Fund takes a long position, or purchases shares of a security, when the adviser believes a security will increase in value, and a short position, or sells shares of borrowed stock, when the adviser believes the value of a security will decrease.

At least 80% of the Fund is invested in:

- (1) Underlying Funds that primarily invest in or are otherwise exposed to domestic and foreign high-yield ("junk") debt instruments;
- (2) derivative instruments: total return swaps or credit default swaps designed to replicate some or all of the features of an underlying portfolio of high yield bonds; and
- (3) other U.S. or foreign fixed-income securities instruments without restriction as to issuer capitalization or the maturity or duration of an issue.

The Fund may also invest in U.S. or foreign cash equivalents.

The Fund defines high yield debt instruments as corporate bonds or other bonds or debt instruments that are generally rated lower than Baa3 by Moody's Investors Service, Inc. ("Moody's") or lower than BBB- by S&P (below investment grade). Up to 100% of the Fund's assets may be invested in instruments generally rated below Caa3 by Moody's or CCC- by S&P or derivatives of such instruments. The Fund may invest in high yield bonds directly or indirectly through derivative instruments.

The adviser seeks to achieve the Fund's secondary objective by managing risk through hedging the Fund's investment portfolio when it believes security prices will decline. The adviser will hedge by:

- (i) increasing allocations to cash equivalents or U.S. Treasury securities;
- (ii) purchasing inverse mutual funds or inverse ETFs; and
- (iii) selling short ETFs or securities the adviser believes have demonstrated a high correlation to high yield bonds.

The Fund may invest in inverse funds linked to U.S. Treasury securities when the adviser believes this strategy will provide an effective hedge to manage interest rate risk.

Generally, the adviser does not attempt to evaluate individual securities. The adviser uses technical analysis, including monitoring price movements and price trends, of high-yield bond markets in an effort to identify the proper weighting of the Fund's portfolio. The adviser's decision to buy or sell a Fund holding is made based on adviser-developed trend and risk models that evaluate current market conditions and this analysis guides the adviser's determination of the appropriate exposure level to the high-yield bond market. The adviser buys and sells securities and derivatives to increase or decrease the Fund's exposure to the high-yield bond market. The Fund's adviser may engage in active and frequent trading of the Fund's portfolio securities and derivatives to achieve the Fund's investment objective.

**Principal Investment Risks:** *As with all mutual funds, there is a risk that you could lose money through your investment in the Fund. The Fund is not intended to be a complete investment program. Many factors affect the Fund's net asset value ("NAV") and performance. The following describes the risks the Fund bears directly or indirectly through investments in Underlying Funds. As with any mutual fund, there is no guarantee that the Fund will achieve its goal.*

**Cash or Cash Equivalents Risk.** The Fund may have significant investments in cash or cash equivalents. When a substantial portion of a portfolio is held in cash or cash equivalents, there is the risk that the value of the cash account, including interest, will not keep pace with inflation, thus reducing purchasing power over time.

**Counterparty Risk.** A counterparty (the other party to a transaction or an agreement or the party with whom the Fund executes transactions) to a transaction with the Fund may be unable or unwilling to make timely principal, interest or settlement payments, or otherwise honor its obligations.

**Credit Risk.** The Fund could lose money if the issuer or guarantor of a fixed income security, or the counterparty of a derivatives contract, is unable or unwilling (or is perceived to be unable or unwilling) to make timely payment of principal and/or interest, or to otherwise honor its obligations.

*Credit Default Swap Risk.* The use of credit default swaps (“CDS”) may not always be successful and payments made by the Fund pursuant to a CDS will tend to lower returns if the reference asset’s credit quality remains steady or improves. Additionally, the CDS counterparty may default and CDS values may not correlate perfectly with the underlying asset.

*Debt Securities Risk.* The issuer of a debt security may fail to pay interest or principal when due, and that changes in market interest rates may reduce the value of debt securities or reduce the Fund’s returns. The Fund may be subject to a greater risk of rising interests than normally would be the case due to the current period of historically low rates and the effect of potential government fiscal policy initiatives and resulting market reaction to those initiatives.

*Derivatives Risk.* The use of derivative instruments involves risks different from, or possibly greater than, the risks associated with investing directly in securities and other traditional investments. These risks include (i) the risk that the counterparty to a derivative transaction may not fulfill its contractual obligations; (ii) risk of mispricing or improper valuation; and (iii) the risk that changes in the value of the derivative may not correlate perfectly with the underlying asset, rate or index. Derivative prices are highly volatile and may fluctuate substantially during a short period of time. Such prices are influenced by numerous factors that affect the markets, including, but not limited to: changing supply and demand relationships; government programs and policies; national and international political and economic events, changes in interest rates, inflation and deflation and changes in supply and demand relationships.

*Exchange-Traded Funds Risk.* ETFs may be actively or passively managed. The ETFs in which the Fund invests will not be able to replicate exactly the performance of the indices they track and may result in a loss. The market price of an ETF may deviate from the price of the underlying assets in various situations, including markets stress which will result in the Fund paying significantly more or receiving significantly less than the net asset value. An active trading market may not develop or be maintained at times of market stress, and market makers and authorized participants may step away from their respective roles in making a market for shares and executing purchase or redemption orders. To the extent all or a portion of an ETF’s underlying holdings are traded on foreign markets that are closed when the market on which the ETF is traded is open, there may be a change in last close price on the foreign market and the price of the ETF which is traded daily domestically. In addition, shareholders bear both their proportionate share of the Fund’s expenses and similar expenses of the underlying investment company when the Fund invests in shares of another investment company.

*Foreign Investment Risk.* The risk that investing in foreign (non-U.S.) securities either directly or indirectly may result in the Fund experiencing more rapid and extreme changes in value than the Fund that invests exclusively in securities of U.S. companies, due to smaller markets, differing reporting, accounting and auditing standards, nationalization, expropriation or confiscatory taxation, currency blockages and political changes or diplomatic developments. The costs of investing in many foreign markets are higher than the U.S. and investments may be less liquid. Foreign markets may be closed when U.S. markets are open which may impact Fund pricing.

*Fund of Funds Risk.* The ability of the Fund to meet its investment objective is directly related to the ability of the Underlying Funds in which it invests and their respective investment managers, to meet their investment objectives. Certain investment managers may be dependent upon a single individual or small group of individuals, the loss of which could adversely affect their success. There can be no assurance that any Underlying Fund will achieve its investment objectives.

*Hedging Risk.* Although intended to limit or reduce investment risk, hedging strategies may also limit or reduce the potential for profit. There is no assurance that hedging strategies will be successful.

*High Yield Securities Risk.* High yield securities or unrated securities of similar credit quality (commonly known as “junk bonds”) are more likely to default than higher rated securities. High yield securities are regarded as speculative with respect to the issuer’s capacity to pay interest and to repay principal. The market value of these securities is more sensitive to corporate developments and economic conditions and can be volatile. Market conditions can diminish liquidity and make accurate valuations difficult to obtain.

*Interest Rate Risk.* Fixed income securities may decline in value because of changes in interest rates. The Fund with a longer average portfolio duration will be more sensitive to changes in interest rates than the Fund with a shorter average portfolio duration. The historically low interest rate environment heightens the risks associated with rising interest rates.

*Inverse ETF Risk.* Inverse ETFs seek to provide investment results that will match a certain percentage of the inverse of the performance of a specific benchmark on a daily basis. Because they reset daily there may be significant volatility associated with inverse ETFs. The inverse ETFs in which the Fund invests may not be able to replicate exactly the inverse of the performance of the indices they track. Inverse ETFs fall in price when stock prices are rising. Additionally, inverse ETFs may employ leverage which magnifies the changes in the underlying stock index upon which they are based. Investments in inverse ETFs will prevent the Fund from participating in market-wide or sector-wide gains and may not prove to be an effective hedge. During periods of increased volatility, inverse ETFs may not perform in the manner they are designed. Investments in inverse ETFs are intended to be short term in nature and may, therefore, lead to increased turnover and transaction costs to the Fund.

*Inverse Funds Risk.* Inverse funds typically lose value as the index or security tracked by the fund increases in value; a result that is the opposite from traditional funds. Because they reset daily there may be significant volatility associated with inverse funds. The inverse funds in which the Fund invests may not be able to replicate exactly the inverse of the performance of the benchmark they track. Inverse funds fall in price when its benchmark prices are rising. Additionally, inverse funds may employ leverage which magnifies the changes in the underlying benchmark upon which they are based. Investments in inverse funds will prevent the Fund from participating in market-wide or sector-wide gains and may not prove to be an effective hedge. During periods of increased volatility, inverse funds may not perform in the manner they are designed. Investments in inverse funds are intended to be short term in nature and may, therefore, lead to increased turnover and transaction costs to the Fund.

*Large Market Capitalization Companies Risk:* The value of investments in larger companies may not rise as much as smaller companies, or larger companies may be unable to respond quickly to competitive challenges, such as changes in technology and consumer tastes.

*Management Risk.* The adviser may be incorrect in its assessment of the intrinsic value of the securities the Fund holds which may result in a decline in the value of Fund shares and failure to achieve its investment objective. The Fund's portfolio managers use qualitative analyses and/or models. Any imperfections or limitations in such analyses and models could affect the ability of the portfolio managers to implement strategies.

*Market and Geopolitical Risk.* The increasing interconnectivity between global economies and financial markets increases the likelihood that events or conditions in one region or financial market may adversely impact issuers in a different country, region or financial market. Securities in the Fund's portfolio may underperform due to inflation (or expectations for inflation), interest rates, global demand for particular products or resources, natural disasters, climate-change and climate related events, pandemics, epidemics, terrorism, regulatory events and governmental or quasi-governmental actions. The occurrence of global events similar to those in recent years may result in market volatility and may have long term effects on both the U.S. and global financial markets. The current novel coronavirus (COVID-19) global pandemic and the aggressive responses taken by many governments, including closing borders, restricting international and domestic travel, and the imposition of prolonged quarantines or similar restrictions, as well as the forced or voluntary closure of, or operational changes to, many retail and other businesses, has had negative impacts, and in many cases severe negative impacts, on markets worldwide. It is not known how long such impacts, or any future impacts of other significant events described above, will or would last, but there could be a prolonged period of global economic slowdown, which may impact your Fund investment.

*Portfolio Turnover Risk.* The Fund's high portfolio turnover will increase its transaction costs and may result in increased realization of net short-term capital gains (which are taxable to shareholders as ordinary income when distributed to them), higher taxable distributions and lower after-tax performance.

*Securities Market Risk.* The value of securities owned by the Fund may go up or down, sometimes rapidly or unpredictably, due to factors affecting particular companies or the securities markets generally. A general downturn in the securities market may cause multiple asset classes to decline in value simultaneously.

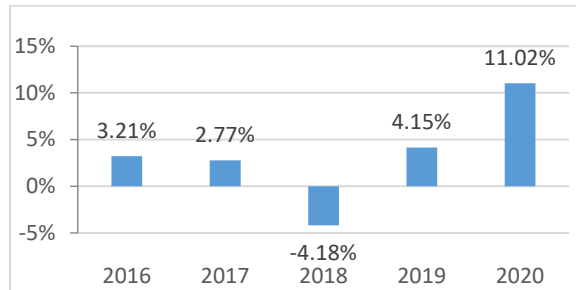
*Short Sales Risk.* Short sales risk is the risk of loss associated with any appreciation on the price of a security borrowed in connection with a short sale. The Fund may engage in short sales that are not made "against-the-box," which means that the Fund may sell short securities even when they are not actually owned or otherwise covered at all times during the period the short position is open. Short sales that are not made "against-the-box" theoretically involve unlimited loss potential since the market price of securities sold short may continuously increase.

*Small and Medium Capitalization Companies Risk.* The earnings and prospects of small and medium sized companies are more volatile than larger companies and may experience higher failure rates than larger companies. Small and medium sized companies normally have a lower trading volume than larger companies, which may tend to make their market price fall more disproportionately than larger companies in response to selling pressures and may have limited markets, product lines, or financial resources and lack management experience.

*Total Return Swap Risk.* In a total return swap, the buyer receives a periodic return equal to the total return of a specified security, securities or index, for a specified period of time. In return, the buyer pays the counterparty a variable stream of payments, typically based upon short term interest rates, possibly plus or minus an agreed upon spread. For example, if the Fund enters into a swap where it agrees to exchange a floating rate of interest for a fixed rate of interest, the Fund may have to pay more money than it receives. Total return swaps entered into in which payments are not netted may entail greater risk than a swap entered into a net basis. There is a risk that adverse price movements in an instrument can result in a loss substantially greater than the Fund's initial investment in that instrument (in some cases, the potential loss is unlimited). If there is a default by the other party to such a transaction, the Fund will have contractual remedies pursuant to the agreements related to the transaction. However, particularly in the case of privately negotiated instruments, there is a risk that the counterparty will not perform its obligations, which could leave the Fund worse off than if it had not entered into the position. These instruments are subject to high levels of volatility, in some cases due to the high levels of leverage the Fund may achieve with them.

**Performance:** The bar chart and performance table below show the variability of the Fund’s returns, which is some indication of the risks of investing in the Fund by showing changes in the Fund’s performance from year to year and by showing the Fund’s one-year, five-year and since inception performance compared with those of a broad measure of market performance. The bar chart shows performance of the Fund’s Institutional Class shares for each calendar year since the Fund’s inception. Institutional Class shares are not available through this prospectus. Performance information for Advisor Class shares will be included after the share class has been in operation for one complete calendar year. The performance table compares the performance of the Fund over time to the performance of a broad-based securities market index. You should be aware that the Fund’s past performance (before and after taxes) is not necessarily an indication of how the Fund will perform in the future. Updated performance information is available at no cost by visiting [www.anchor-capital.com/funds](http://www.anchor-capital.com/funds) or by calling 1-844-594-1226.

**Institutional Class Performance Bar Chart For Calendar Years Ended December 31**



Best Quarter: 6/30/2020 4.21%  
Worst Quarter: 6/30/2018 (2.82)%

The Fund’s Institutional Class year-to-date return as of September 30, 2021 was 0.38%.

**Performance Table  
Average Annual Total Returns  
(For periods ended December 31, 2020)**

	<b>One Year</b>	<b>Five Years</b>	<b>Since Inception (9/29/15)</b>
Return before taxes – Institutional Class Shares	11.02%	3.28%	3.06%
Return after taxes on distributions – Institutional Class Shares	10.36%	2.43%	2.24%
Return after taxes on distributions and sale of Fund shares – Institutional Class Shares	6.52%	2.14%	1.98%
Index – HFRX Absolute Return Index <sup>(1)</sup>	2.75%	2.05%	2.10%

(1) The HFRX Absolute Return Index is designed to be representative of the overall composition of the Hedge Fund Universe. It is comprised of all eligible hedge fund strategies including, but not limited to, convertible arbitrage, distressed securities, equity hedge, equity market neutral, event driven, macro, merger arbitrage, and relative value arbitrage. As a component of the optimization process, the index selects constituents which characteristically exhibit lower volatilities and lower correlations to standard directional benchmarks of equity market and hedge fund industry performance. Hedge Fund Research, Inc. (HFR) utilizes a UCITSIII compliant methodology to construct the HFRX Hedge Fund Indices. The methodology is based on defined and predetermined rules and objective criteria to select and rebalance components to maximize representation of the Hedge Fund Universe. HFRX Indices utilize state-of-the-art quantitative techniques and analysis, multi-level screening, cluster analysis, Monte-Carlo simulations and optimization techniques to ensure that each index is a pure representation of its corresponding investment focus. Investors cannot invest directly in an index, and unlike the Fund, returns do not reflect any fees, expenses or sales charges.

**Investment Adviser:** Anchor Capital Management Group, Inc. (the “Adviser”)

**Portfolio Managers:** Garrett Waters, Chief Executive Officer of the Adviser and Eric Leake, President and Chief Investment Officer of the Adviser are jointly and primarily responsible for the day-to-day management of the Fund and have served the Fund as its portfolio managers since it commenced operations in September 2015.

**Purchase and Sale of Fund Shares:** The minimum initial investment in the Fund for Advisor Class shares is \$1,000 for all account types, and the minimum subsequent investment is \$100. You may purchase and redeem shares of the Fund on any day that the New York Stock Exchange is open. Redemption requests may be made in writing, by telephone, or through a financial intermediary and will be paid by automated clearing house funds (“ACH”), check or wire transfer. The Fund or its Adviser may waive any of the minimum initial and subsequent investment amounts.

**Tax Information:** Dividends and capital gain distributions you receive from the Fund, whether you reinvest your distributions in additional Fund shares or receive them in cash, are taxable to you at either ordinary income or capital gains tax rates unless you are investing through a tax-deferred plan such as an IRA or 401(k) plan. However, these dividend and capital gain distributions may be taxable upon their eventual withdrawal from tax-deferred plans.

**Payments to Broker-Dealers:** When you purchase the Fund through a broker-dealer, the Fund and its related companies may pay the broker-dealer for the sale of Fund shares and related services. These payments may create a conflict of interest by influencing the broker-dealer and your salesperson to recommend the Fund over another investment. Ask your salesperson or visit your broker-dealer’s website for more information.

## FUND SUMMARY - ANCHOR RISK MANAGED EQUITY STRATEGIES FUND

**Investment Objective:** The Fund seeks to provide total return from income and capital appreciation with a secondary objective of limiting risk during unfavorable market conditions.

**Fees and Expenses of the Fund:** This table describes the fees and expenses that you may pay if you buy, sell and hold shares of the Fund. **You may pay other fees, such as brokerage commissions and other fees to financial intermediaries, which are not reflected in the tables and examples below.** More information about these fees and expenses is available from your financial intermediary and in **How to Purchase Shares** on page 34 of the Fund's Prospectus.

Shareholder Fees (fees paid directly from your investment)	Advisor Class
Maximum Sales Charge (Load) Imposed on Purchases (as a percentage of offering price)	None
Maximum Deferred Sales Charge (Load) (as a percentage of offering price)	None
Maximum Sales Charge (Load) Imposed on Reinvested Dividends and other Distributions (as a percentage of offering price)	None
Redemption Fee (as a % of amount redeemed on shares held less than 60 days)	None
<b>Annual Fund Operating Expenses</b> (expenses that you pay each year as a percentage of the value of your investment)	
Management Fees	1.60%
Distribution and Service (12b-1) Fees	None
Other Expenses	0.26%
Acquired Fund Fees and Expenses <sup>(1)</sup>	0.10%
<b>Total Annual Fund Operating Expenses</b>	<b>1.96%</b>

(1) Acquired Fund Fees and Expenses are the indirect costs of investing in other investment companies. The operating expenses in this fee table will not correlate to the expense ratio in the Fund's financial highlights because the financial statements include only the direct operating expenses incurred by the Fund, not the indirect costs of investment companies.

**Example:** This Example is intended to help you compare the cost of investing in the Fund with the cost of investing in other mutual funds.

The Example assumes that you invest \$10,000 in the Fund for the time periods indicated and then redeem all of your shares at the end of those periods. The Example also assumes that your investment has a 5% return each year and that the Fund's operating expenses remain the same. Although your actual costs may be higher or lower, based upon these assumptions your costs would be:

Advisor Class	<u>1 Year</u>	<u>3 Years</u>	<u>5 Years</u>	<u>10 Years</u>
	\$199	\$615	\$1,057	\$2,285

**Portfolio Turnover:** The Fund pays transaction costs, such as commissions, when it buys and sells securities (or "turns over" its portfolio). A higher portfolio turnover rate may indicate higher transaction costs and may result in higher taxes when Fund shares are held in a taxable account. These costs, which are not reflected in annual fund operating expenses or in the Example, affect the Fund's performance. During the most recent fiscal year the Fund's portfolio turnover rate was 0.00%.

**Principal Investment Strategies:** The Fund seeks to achieve its investment objective, utilizing a "fund of funds" structure, by allocating assets among various strategies based on the adviser's research and analysis regarding market trends. A market trend is the movement of a financial market in a particular direction over time. Under normal market conditions, the Fund invests, directly or indirectly through unaffiliated exchange traded funds ("ETFs") and mutual funds (together with ETFs, "Underlying Funds"), at least 80% of its net assets (plus the amount of borrowings, if any) in long and short positions in equity securities. The Fund takes a long position, or purchases shares of a security, when the adviser believes a security will increase in value, and a short position, or sells shares of borrowed stock, when the adviser believes the value of a security will decrease. The Fund takes long and short positions in securities that are highly correlated to major US equity indices based on long, intermediate, and short-term trends. The adviser considers a long-term trend to be those that are observed over two years or more; intermediate trends to last between nine to 24 months; and short-term trends to take place up to nine months.



At least 80% of the Fund's assets will be invested in:

- (1) U.S. or foreign equity securities of any market capitalization including Underlying Funds that primarily invest in or are otherwise exposed to domestic and foreign equity securities; and
- (2) derivative instruments, including options, futures, and total return swaps, designed to replicate some or all of the features of an underlying portfolio of equity securities.

The Fund may also invest in U.S. or foreign cash equivalents including money market funds and treasuries.

The adviser seeks to achieve the Fund's secondary objective by managing risk through hedging the Fund's investment portfolio when it believes security prices will decline. The adviser will hedge by:

- (i) increasing allocations to cash equivalents or U.S. Treasury securities;
- (ii) purchasing inverse mutual funds or inverse ETFs; and
- (iii) selling short ETFs or securities the adviser believes have demonstrated a high correlation to the broader equity indices.

The Fund may invest in inverse funds linked to equity securities or indices when the adviser believes this strategy will provide an effective hedge to manage risk for the Fund's equity investments.

Generally, the adviser does not attempt to evaluate individual securities. The adviser uses technical analysis, including monitoring price movements and price trends, of equity markets in an effort to achieve the Fund's objective through proper allocation of the Fund's portfolio securities. The adviser's decision to buy or sell a Fund holding will be made based on adviser-developed trend and risk models that evaluate current market conditions, and this analysis will guide the adviser's determination of the appropriate exposure level to the equity market. The adviser buys and sells securities and derivatives to increase or decrease the Fund's exposure to the equity market. The Fund's adviser may engage in active and frequent trading of the Fund's portfolio securities and derivatives to achieve the Fund's investment objective.

**Principal Investment Risks:** *As with all mutual funds, there is a risk that you could lose money through your investment in the Fund. The Fund is not intended to be a complete investment program. Many factors affect the Fund's net asset value ("NAV") and performance. The following describes the risks the Fund bears directly or indirectly through investments in Underlying Funds. As with any mutual fund, there is no guarantee that the Fund will achieve its goal.*

*Cash or Cash Equivalents Risk.* The Fund may have significant investments in cash or cash equivalents. When a substantial portion of a portfolio is held in cash or cash equivalents, there is the risk that the value of the cash account, including interest, will not keep pace with inflation, thus reducing purchasing power over time.

*Counterparty Risk.* A counterparty (the other party to a transaction or an agreement or the party with whom the Fund executes transactions) to a transaction with the Fund may be unable or unwilling to make timely principal, interest or settlement payments, or otherwise honor its obligations.

*Derivatives Risk.* The use of derivative instruments involves risks different from, or possibly greater than, the risks associated with investing directly in securities and other traditional investments. These risks include (i) the risk that the counterparty to a derivative transaction may not fulfill its contractual obligations; (ii) risk of mispricing or improper valuation; and (iii) the risk that changes in the value of the derivative may not correlate perfectly with the underlying asset, rate or index. Derivative prices are highly volatile and may fluctuate substantially during a short period of time. Such prices are influenced by numerous factors that affect the markets, including, but not limited to: changing supply and demand relationships; government programs and policies; national and international political and economic events, changes in interest rates, inflation and deflation and changes in supply and demand relationships.

*Equity Securities Risk.* Fluctuations in the value of equity securities held by the Fund will cause the net asset value ("NAV") of the Fund and the price of its shares to fluctuate. Common stock of an issuer in the Fund's portfolio may decline in price if the issuer fails to make anticipated dividend payments. Common stock will be subject to greater dividend risk than preferred stocks or debt instruments of the same issuer. In addition, common stocks have experienced significantly more volatility in returns than other asset classes.

*Exchange-Traded Funds Risk.* The ETFs in which the Fund invests will not be able to replicate exactly the performance of the indices they track and may result in a loss. When the Fund invests in another investment company, including an ETF, it will indirectly bear its proportionate share of any fees and expenses payable directly by the other investment company. Therefore, the Fund will incur higher expenses, many of which may be duplicative. In addition, the Fund may be affected by losses of the Underlying Funds and the level of risk arising from the investment practices of the Underlying Funds (such as the use of leverage by the funds). The Fund has no control over the investments and related risks taken by the Underlying Funds in which it invests. Investments in ETFs are also subject to the following risks: (i) the market price of an ETF's shares may trade above or below their net asset value; (ii) an active trading market for an ETF's shares may not develop or be maintained; or (iii) trading of an ETF's shares may be halted for a number of reasons.

*Foreign Investment Risk.* The risk that investing in foreign (non-U.S.) securities either directly or indirectly may result in the Fund experiencing more rapid and extreme changes in value than the Fund that invests exclusively in securities of U.S. companies, due to smaller markets, differing reporting, accounting and auditing standards, nationalization, expropriation or confiscatory taxation, currency blockages and political changes or diplomatic developments. The costs of investing in many foreign markets are higher than the U.S. and investments may be less liquid. *Fund of Funds Risk.* The ability of the Fund to meet its investment objective is directly related to the ability of the ETFs in which it invests and its respective investment managers, to meet its investment objectives. Certain investment managers may be dependent upon a single individual or small group of individuals, the loss of which could adversely affect its success. There can be no assurance that any underlying investment vehicle will achieve its investment objectives.

*Futures Risk.* In addition to all the risks associated with the underlying, a future, which is a contract that derives its value from the price performance of an underlying entity, such as an asset, index, or interest rate, has additional risks because it is a financial contract rather than a security, including counterparty risk, and liquidity risk. Where futures are used for hedging, lack of the desired or expected correlation between the future and the underlying, known as basis risk, would reduce the desired effectiveness of the hedging instrument.

*Hedging Risk.* Although intended to limit or reduce investment risk, hedging strategies may also limit or reduce the potential for profit. There is no assurance that hedging strategies will be successful.

*Inverse ETF Risk.* Inverse ETFs seek to provide investment results that will match a certain percentage of the inverse of the performance of a specific benchmark on a daily basis. Because they reset daily there may be significant volatility associated with inverse ETFs. The inverse ETFs in which the Fund invests may not be able to replicate exactly the inverse of the performance of the indices they track. Inverse ETFs fall in price when stock prices are rising. Additionally, inverse ETFs may employ leverage which magnifies the changes in the underlying stock index upon which they are based. Investments in inverse ETFs will prevent the Fund from participating in market-wide or sector-wide gains and may not prove to be an effective hedge. During periods of increased volatility, inverse ETFs may not perform in the manner they are designed.

*Inverse Funds Risk.* Inverse funds typically lose value as the index or security tracked by the fund increases in value; a result that is the opposite from traditional funds. Because they reset daily there may be significant volatility associated with inverse funds. The inverse funds in which the Fund invests may not be able to replicate exactly the inverse of the performance of the benchmark they track. Inverse funds fall in price when its benchmark prices are rising. Additionally, inverse funds may employ leverage which magnifies the changes in the underlying benchmark upon which they are based. Investments in inverse funds will prevent the Fund from participating in market-wide or sector-wide gains and may not prove to be an effective hedge. During periods of increased volatility, inverse funds may not perform in the manner they are designed.

*Large Market Capitalization Companies Risk:* The value of investments in larger companies may not rise as much as smaller companies, or larger companies may be unable to respond quickly to competitive challenges, such as changes in technology and consumer tastes.

*Management Risk.* The adviser may be incorrect in its assessment of the intrinsic value of the securities the Fund holds which may result in a decline in the value of Fund shares and failure to achieve its investment objective. The Fund's portfolio managers use qualitative analyses and/or models. Any imperfections or limitations in such analyses and models could affect the ability of the portfolio managers to implement strategies.

*Market and Geopolitical Risk.* The increasing interconnectivity between global economies and financial markets increases the likelihood that events or conditions in one region or financial market may adversely impact issuers in a different country, region or financial market. Securities in the Fund's portfolio may underperform due to inflation (or expectations for inflation), interest rates, global demand for particular products or resources, natural disasters, climate-change and climate related events, pandemics, epidemics, terrorism, regulatory events and governmental or quasi-governmental actions. The occurrence of global events similar to those in recent years may result in market volatility and may have long term effects on both the U.S. and global financial markets. The current novel coronavirus (COVID-19) global pandemic and the aggressive responses taken by many governments, including closing borders, restricting international and domestic travel, and the imposition of prolonged quarantines or similar restrictions, as well as the forced or voluntary closure of, or operational changes to, many retail and other businesses, has had negative impacts, and in many cases severe negative impacts, on markets worldwide. It is not known how long such impacts, or any future impacts of other significant events described above, will or would last, but there could be a prolonged period of global economic slowdown, which may impact your Fund investment.

*Options Risk.* There are risks associated with the sale and purchase of call and put options. As a seller (writer) of a put option, the Fund will tend to lose money if the value of the reference index or security falls below the strike price. As the seller (writer) of a call option, the Fund may experience lower returns if the value of the reference index or security rises above the strike price.

*Portfolio Turnover Risk.* The Fund's high portfolio turnover will increase its transaction costs and may result in increased realization of net short-term capital gains (which are taxable to shareholders as ordinary income when distributed to them), higher taxable distributions and lower after-tax performance.

*Securities Market Risk.* The value of securities owned by the Fund may go up or down, sometimes rapidly or unpredictably, due to factors affecting particular companies or the securities markets generally. A general downturn in the securities market may cause multiple asset classes to decline in value simultaneously.

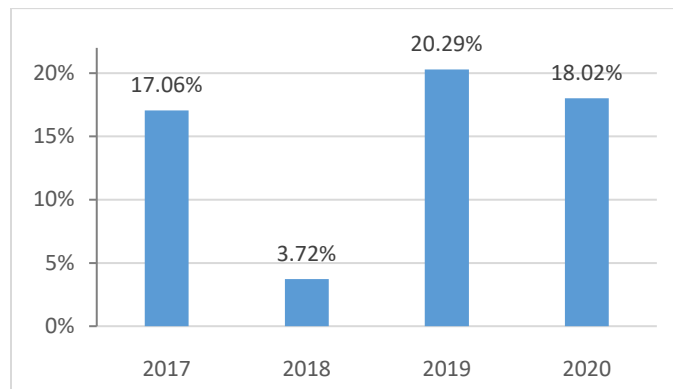
*Short Sales Risk.* Short sales risk is the risk of loss associated with any appreciation on the price of a security borrowed in connection with a short sale. The Fund may engage in short sales that are not made “against-the-box,” which means that the Fund may sell short securities even when they are not actually owned or otherwise covered at all times during the period the short position is open. Short sales that are not made “against-the-box” theoretically involve unlimited loss potential since the market price of securities sold short may continuously increase.

*Small and Medium Capitalization Companies Risk.* The earnings and prospects of small and medium sized companies are more volatile than larger companies and may experience higher failure rates than larger companies. Small and medium sized companies normally have a lower trading volume than larger companies, which may tend to make their market price fall more disproportionately than larger companies in response to selling pressures and may have limited markets, product lines, or financial resources and lack management experience.

*Total Return Swap Risk.* In a total return swap, the buyer receives a periodic return equal to the total return of a specified security, securities or index, for a specified period of time. In return, the buyer pays the counterparty a variable stream of payments, typically based upon short term interest rates, possibly plus or minus an agreed upon spread. For example, if the Fund enters into a swap where it agrees to exchange a floating rate of interest for a fixed rate of interest, the Fund may have to pay more money than it receives. Total return swaps entered into in which payments are not netted may entail greater risk than a swap entered into a net basis. There is a risk that adverse price movements in an instrument can result in a loss substantially greater than the Fund’s initial investment in that instrument (in some cases, the potential loss is unlimited). If there is a default by the other party to such a transaction, the Fund will have contractual remedies pursuant to the agreements related to the transaction. However, particularly in the case of privately negotiated instruments, there is a risk that the counterparty will not perform its obligations, which could leave the Fund worse off than if it had not entered into the position. These instruments are subject to high levels of volatility, in some cases due to the high levels of leverage the Fund may achieve with them.

**Performance:** The bar chart and performance table below show the variability of the Fund’s returns, which is some indication of the risks of investing in the Fund by showing changes in the Fund’s performance from year to year and by showing the Fund’s one-year and since inception performance compared with those of a broad measure of market performance. The bar chart shows performance of the Fund’s Institutional Class shares for each calendar year since the Fund’s inception. Institutional Class shares are not available through this prospectus. Performance information for Advisor Class shares will be included after the share class has been in operation for one complete calendar year. The performance table compares the performance of the Fund over time to the performance of a broad-based securities market index. You should be aware that the Fund’s past performance (before and after taxes) is not necessarily an indication of how the Fund will perform in the future. Updated performance information is available at no cost by visiting [www.anchor-capital.com/funds](http://www.anchor-capital.com/funds) or by calling 1-844-594-1226.

**Institutional Class Performance Bar Chart For Calendar Years Ended December 31**



Best Quarter:	12/31/2020	9.00%
Worst Quarter:	12/31/2018	(5.25)%

The Fund’s Institutional Class year-to-date return as of September 30, 2021 was 6.12%.

**Performance Table**  
**Average Annual Total Returns**  
**(For periods ended December 31, 2020)**

	<b>One Year</b>	<b>Since Inception (9/6/16)</b>
Return before taxes – Institutional Class Shares	18.02%	13.78%
Return after taxes on distributions – Institutional Class Shares	18.02%	11.25%
Return after taxes on distributions and sale of Fund shares – Institutional Class Shares	10.67%	9.68%
Index – S&P 500 Total Return Index <sup>(1)</sup>	18.40%	15.60%

(1) The S&P 500 Total Return Index is an unmanaged market capitalization-weighted index which is comprised of 500 of the largest U.S. domiciled companies and includes the reinvestment of all dividends. Investors cannot invest directly in an index or benchmark.

**Investment Adviser:** Anchor Capital Management Group, Inc. (the “Adviser”)

**Portfolio Managers:** Garrett Waters, Chief Executive Officer of the Adviser and Eric Leake, President and Chief Investment Officer of the Adviser are jointly and primarily responsible for the day-to-day management of the Fund and have served the Fund as its portfolio managers since it commenced operations in 2016.

**Purchase and Sale of Fund Shares:** The minimum initial investment in the Fund for Advisor Class shares is \$1,000 for all account types, and the minimum subsequent investment is \$100. You may purchase and redeem shares of the Fund on any day that the New York Stock Exchange is open. Redemption requests may be made in writing, by telephone, or through a financial intermediary and will be paid by automated clearing house funds (“ACH”), check or wire transfer. The Fund or its Adviser may waive any of the minimum initial and subsequent investment amounts.

**Tax Information:** Dividends and capital gain distributions you receive from the Fund, whether you reinvest your distributions in additional Fund shares or receive them in cash, are taxable to you at either ordinary income or capital gains tax rates unless you are investing through a tax-deferred plan such as an IRA or 401(k) plan. However, these dividend and capital gain distributions may be taxable upon its eventual withdrawal from tax-deferred plans.

**Payments to Broker-Dealers:** When you purchase the Fund through a broker-dealer, the Fund and its related companies may pay the broker-dealer for the sale of Fund shares and related services. These payments may create a conflict of interest by influencing the broker-dealer and your salesperson to recommend the Fund over another investment. Ask your salesperson or visit your broker-dealer’s website for more information.

## FUND SUMMARY - ANCHOR RISK MANAGED GLOBAL STRATEGIES FUND

**Investment Objective:** The Fund seeks to achieve above average total returns over a full market cycle with lower correlation and reduced risk when compared to traditional world indices.

**Fees and Expenses of the Fund:** This table describes the fees and expenses that you may pay if you buy, sell and hold shares of the Fund. **You may pay other fees, such as brokerage commissions and other fees to financial intermediaries, which are not reflected in the tables and examples below.** More information about these fees and expenses is available from your financial intermediary and in **How to Purchase Shares** on page 34 of the Fund's Prospectus.

Shareholder Fees (fees paid directly from your investment)	Advisor Class
Maximum Sales Charge (Load) Imposed on Purchases (as a percentage of offering price)	None
Maximum Deferred Sales Charge (Load) (as a percentage of offering price)	None
Maximum Sales Charge (Load) Imposed on Reinvested Dividends and other Distributions (as a percentage of offering price)	None
Redemption Fee (as a % of amount redeemed on shares held less than 60 days)	None
<b>Annual Fund Operating Expenses</b> (expenses that you pay each year as a percentage of the value of your investment)	
Management Fees	1.60%
Distribution and Service (12b-1) Fees	None
Other Expenses	0.55%
Acquired Fund Fees and Expenses <sup>(1)</sup>	0.06%
Total Annual Fund Operating Expenses	2.21%
Fee Waiver and/or Expense Reimbursement <sup>(2)</sup>	(0.15%)
<b>Total Annual Fund Operating Expenses After Fee Waiver and/or Expense Reimbursement</b>	<b>2.06%</b>

- (1) Acquired Fund Fees and Expenses are the indirect costs of investing in other investment companies. The operating expenses in this fee table will not correlate to the expense ratio in the Fund's financial highlights because the financial statements include only the direct operating expenses incurred by the Fund.
- (2) The Fund's adviser has contractually agreed to reduce its fees and/or absorb expenses of the Fund, until at least December 31, 2022 to ensure that total annual fund operating expenses after fee waiver and/or reimbursement excluding (i) any front-end or contingent deferred loads; (ii) brokerage fees and commissions, (iii) acquired fund fees and expenses; (iv) fees and expenses associated with investments in other collective investment vehicles or derivative instruments (including for example option and swap fees and expenses); (v) borrowing costs (such as interest and dividend expense on securities sold short); (vi) taxes; and (vii) extraordinary expenses, such as litigation expenses (which may include indemnification of Fund officers and Trustees, contractual indemnification of Fund service providers (other than the adviser)), will not exceed 2.00% of the Fund's average daily net assets attributable to Advisor Class shares; subject to possible recoupment from the Fund in future years (within the three years after the fees have been waived or reimbursed) if such recoupment can be achieved within the lesser of the expense limitation in place at the time of waiver and the expense limitation in place at the time of recapture. The expense limit arrangement may not be terminated during this time period without prior approval of the Board of Trustees on 60 days' written notice to the Fund's adviser.

**Example:** This Example is intended to help you compare the cost of investing in the Fund with the cost of investing in other mutual funds.

The Example assumes that you invest \$10,000 in the Fund for the time periods indicated and then redeem all of your shares at the end of those periods. The Example also assumes that your investment has a 5% return each year and that the Fund's operating expenses remain the same. Although your actual costs may be higher or lower, based upon these assumptions your costs would be:

	<u>1 Year</u>	<u>3 Years</u>	<u>5 Years</u>	<u>10 Years</u>
<b>Advisor Class</b>	\$209	\$677	\$1,171	\$2,532

**Portfolio Turnover:** The Fund pays transaction costs, such as commissions, when it buys and sells securities (or "turns over" its portfolio). A higher portfolio turnover rate may indicate higher transaction costs and may result in higher taxes when Fund shares are held in a taxable account. These costs, which are not reflected in annual fund operating expenses or in the Example, affect the Fund's performance. During the most recent fiscal year the Fund's portfolio turnover rate was 118%.

**Principal Investment Strategies:** The Fund seeks to achieve its investment objective by allocating assets among various strategies based on the adviser's research and analysis regarding market trends. A market trend is the movement of a financial market in a particular direction over time. The Fund invests at least 40% of its assets (plus the amount of borrowings, if any) in long and short positions in exchange-traded funds, mutual funds and derivative instruments registered and offered in the U.S with underlying holdings in non-U.S. companies. The Fund primarily takes long and short positions in exchange-traded funds that are highly correlated to regional and country specific indices based on the adviser's long, intermediate, and short-term price trends analysis. The adviser considers long term trends are those price trends measured over a period of 10 months or more; intermediate term as price trends measured over a period of three to six months; and short-term trends as price trends measured over one to five days.

The Fund is invested primarily in:

- (1) Underlying Funds that primarily invest in or are otherwise exposed to domestic and worldwide markets;
- (2) derivative instruments, including options, futures, and total return swaps, designed to replicate some or all of the features of an underlying portfolio of equity securities;
- (3) Underlying Funds that are other U.S. or foreign equity securities of any market capitalization; and
- (4) U.S. or foreign cash equivalents.

The adviser seeks to achieve the Fund's objective by managing risk through hedging the Fund's investment portfolio when it believes security prices will decline. The adviser will hedge by:

- (i) increasing allocations to cash equivalents or U.S. Treasury securities;
- (ii) selling short ETFs or securities the adviser believes have demonstrated a high correlation to the broader global equity indices; and
- (iii) purchasing inverse mutual funds or inverse ETFs. The Fund may invest in inverse funds linked to equity securities or indices when the adviser believes this strategy will provide an effective hedge to manage risk offer the Fund's equity investments.

Generally, the adviser does not attempt to evaluate individual securities. The adviser uses technical analysis, including monitoring price movements and price trends, of equity markets in an effort to achieve the Fund's objective through proper allocation of the Fund's portfolio securities. The adviser's decision to buy or sell a Fund holding is made based on adviser developed trend and risk models that evaluate current market conditions, and this analysis guides the adviser's determination of the appropriate exposure level to the equity market. The adviser buys and sells securities and derivatives to increase or decrease the Fund's exposure to the equity market. The Fund's adviser may engage in active and frequent trading of the Fund's portfolio securities and derivatives to achieve the Fund's investment objective.

**Principal Investment Risks:** *As with all mutual funds, there is a risk that you could lose money through your investment in the Fund. The Fund is not intended to be a complete investment program. Many factors affect the Fund's net asset value ("NAV") and performance.*

The following describes the risks the Fund bears directly or indirectly through investments in Underlying Funds. As with any mutual fund, there is no guarantee that the Fund will achieve its goal.

*Cash or Cash Equivalents Risk.* The Fund may have significant investments in cash or cash equivalents. When a substantial portion of a portfolio is held in cash or cash equivalents, there is the risk that the value of the cash account, including interest, will not keep pace with inflation, thus reducing purchasing power over time.

*Counterparty Risk.* A counterparty (the other party to a transaction or an agreement or the party with whom the Fund executes transactions) to a transaction with the Fund may be unable or unwilling to make timely principal, interest or settlement payments, or otherwise honor its obligations.

*Derivatives Risk.* The use of derivative instruments involves risks different from, or possibly greater than, the risks associated with investing directly in securities and other traditional investments. These risks include (i) the risk that the counterparty to a derivative transaction may not fulfill its contractual obligations; (ii) risk of mispricing or improper valuation; and (iii) the risk that changes in the value of the derivative may not correlate perfectly with the underlying asset, rate or index. Derivative prices are highly volatile and may fluctuate substantially during a short period of time. Such prices are influenced by numerous factors that affect the markets, including, but not limited to: changing supply and demand relationships; government programs and policies; national and international political and economic events, changes in interest rates, inflation and deflation and changes in supply and demand relationships.

*Equity Securities Risk.* Fluctuations in the value of equity securities held by the Fund will cause the net asset value (“NAV”) of the Fund and the price of its shares to fluctuate. Common stock of an issuer in the Fund’s portfolio may decline in price if the issuer fails to make anticipated dividend payments. Common stock will be subject to greater dividend risk than preferred stocks or debt instruments of the same issuer. In addition, common stocks have experienced significantly more volatility in returns than other asset classes.

*Exchange-Traded Funds Risk.* The ETFs in which the Fund invests will not be able to replicate exactly the performance of the indices they track and may result in a loss. When the Fund invests in another investment company, including an ETF, it will indirectly bear its proportionate share of any fees and expenses payable directly by the other investment company. Therefore, the Fund will incur higher expenses, many of which may be duplicative. In addition, the Fund may be affected by losses of the Underlying Funds and the level of risk arising from the investment practices of the Underlying Funds (such as the use of leverage by the funds). The Fund has no control over the investments and related risks taken by the Underlying Funds in which it invests. Investments in ETFs are also subject to the following risks: (i) the market price of an ETF’s shares may trade above or below their net asset value; (ii) an active trading market for an ETF’s shares may not develop or be maintained; or (iii) trading of an ETF’s shares may be halted for a number of reasons.

*Foreign Investment Risk.* The risk that investing in foreign (non-U.S.) securities either directly or indirectly may result in the Fund experiencing more rapid and extreme changes in value than the Fund that invests exclusively in securities of U.S. companies, due to smaller markets, differing reporting, accounting and auditing standards, nationalization, expropriation or confiscatory taxation, currency blockages and political changes or diplomatic developments. The costs of investing in many foreign markets are higher than the U.S. and investments may be less liquid.

*Fund of Funds Risk.* The ability of the Fund to meet its investment objective is directly related to the ability of the ETFs in which it invests and their respective investment managers, to meet their investment objectives. Certain investment managers may be dependent upon a single individual or small group of individuals, the loss of which could adversely affect their success. There can be no assurance that any underlying investment vehicle will achieve its investment objectives.

*Futures Risk.* In addition to all the risks associated with the underlying, a future, which is a contract that derives its value from the price performance of an underlying entity, such as an asset, index, or interest rate, has additional risks because it is a financial contract rather than a security, including counterparty risk, and liquidity risk. Where futures are used for hedging, lack of the desired or expected correlation between the future and the underlying, known as basis risk, would reduce the desired effectiveness of the hedging instrument.

*Hedging Risk.* Although intended to limit or reduce investment risk, hedging strategies may also limit or reduce the potential for profit. There is no assurance that hedging strategies will be successful.

*Inverse ETF Risk.* Inverse ETFs seek to provide investment results that will match a certain percentage of the inverse of the performance of a specific benchmark on a daily basis. Because they reset daily there may be significant volatility associated with inverse ETFs. The inverse ETFs in which the Fund invests may not be able to replicate exactly the inverse of the performance of the indices they track. Inverse ETFs fall in price when stock prices are rising. Additionally, inverse ETFs may employ leverage which magnifies the changes in the underlying stock index upon which they are based. Investments in inverse ETFs will prevent the Fund from participating in market-wide or sector-wide gains and may not prove to be an effective hedge. During periods of increased volatility, inverse ETFs may not perform in the manner they are designed.

*Inverse Funds Risk.* Inverse funds typically lose value as the index or security tracked by the fund increases in value; a result that is the opposite from traditional funds. Because they reset daily there may be significant volatility associated with inverse funds. The inverse funds in which the Fund invests may not be able to replicate exactly the inverse of the performance of the benchmark they track. Inverse funds fall in price when its benchmark prices are rising. Additionally, inverse funds may employ leverage which magnifies the changes in the underlying benchmark upon which they are based. Investments in inverse funds will prevent the Fund from participating in market-wide or sector-wide gains and may not prove to be an effective hedge. During periods of increased volatility, inverse funds may not perform in the manner they are designed.

*Large Market Capitalization Companies Risk:* The value of investments in larger companies may not rise as much as smaller companies, or larger companies may be unable to respond quickly to competitive challenges, such as changes in technology and consumer tastes.

*Limited History of Operations Risk.* The Fund is a new mutual fund with a limited history of operations for investors to evaluate. Investors in the Fund bear the risk that the Fund may not be successful in implementing its investment strategies, may be unable to implement certain of its investment strategies or may fail to attract sufficient assets, any of which could result in the Fund being liquidated and terminated at any time without shareholder approval and at a time that may not be favorable for all shareholders.

*Management Risk.* The adviser may be incorrect in its assessment of the intrinsic value of the securities the Fund holds which may result in a decline in the value of Fund shares and failure to achieve its investment objective. The Fund’s portfolio managers use qualitative analyses and/or models. Any imperfections or limitations in such analyses and models could affect the ability of the portfolio managers to implement strategies.

*Market and Geopolitical Risk.* The increasing interconnectivity between global economies and financial markets increases the likelihood that events or conditions in one region or financial market may adversely impact issuers in a different country, region or financial market. Securities in the Fund's portfolio may underperform due to inflation (or expectations for inflation), interest rates, global demand for particular products or resources, natural disasters, climate-change and climate related events, pandemics, epidemics, terrorism, regulatory events and governmental or quasi-governmental actions. The occurrence of global events similar to those in recent years may result in market volatility and may have long term effects on both the U.S. and global financial markets. The current novel coronavirus (COVID-19) global pandemic and the aggressive responses taken by many governments, including closing borders, restricting international and domestic travel, and the imposition of prolonged quarantines or similar restrictions, as well as the forced or voluntary closure of, or operational changes to, many retail and other businesses, has had negative impacts, and in many cases severe negative impacts, on markets worldwide. It is not known how long such impacts, or any future impacts of other significant events described above, will or would last, but there could be a prolonged period of global economic slowdown, which may impact your Fund investment.

*Options Risk.* There are risks associated with the sale and purchase of call and put options. As a seller (writer) of a put option, the Fund will tend to lose money if the value of the reference index or security falls below the strike price. As the seller (writer) of a call option, the Fund may experience lower returns if the value of the reference index or security rises above the strike price.

*Portfolio Turnover Risk.* The Fund's high portfolio turnover will increase its transaction costs and may result in increased realization of net short-term capital gains (which are taxable to shareholders as ordinary income when distributed to them), higher taxable distributions and lower after-tax performance.

*Securities Market Risk.* The value of securities owned by the Fund may go up or down, sometimes rapidly or unpredictably, due to factors affecting particular companies or the securities markets generally. A general downturn in the securities market may cause multiple asset classes to decline in value simultaneously.

*Short Sales Risk.* Short sales risk is the risk of loss associated with any appreciation on the price of a security borrowed in connection with a short sale. The Fund may engage in short sales that are not made "against-the-box," which means that the Fund may sell short securities even when they are not actually owned or otherwise covered at all times during the period the short position is open. Short sales that are not made "against-the-box" theoretically involve unlimited loss potential since the market price of securities sold short may continuously increase.

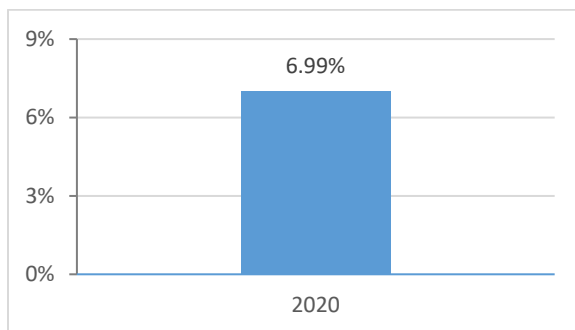
*Small and Medium Capitalization Companies Risk.* The earnings and prospects of small and medium sized companies are more volatile than larger companies and may experience higher failure rates than larger companies. Small and medium sized companies normally have a lower trading volume than larger companies, which may tend to make their market price fall more disproportionately than larger companies in response to selling pressures and may have limited markets, product lines, or financial resources and lack management experience.

*Total Return Swap Risk.* In a total return swap, the buyer receives a periodic return equal to the total return of a specified security, securities or index, for a specified period of time. In return, the buyer pays the counterparty a variable stream of payments, typically based upon short term interest rates, possibly plus or minus an agreed upon spread. For example, if the Fund enters into a swap where it agrees to exchange a floating rate of interest for a fixed rate of interest, the Fund may have to pay more money than it receives. Total return swaps entered into in which payments are not netted may entail greater risk than a swap entered into a net basis. There is a risk that adverse price movements in an instrument can result in a loss substantially greater than the Fund's initial investment in that instrument (in some cases, the potential loss is unlimited). If there is a default by the other party to such a transaction, the Fund will have contractual remedies pursuant to the agreements related to the transaction. However, particularly in the case of privately negotiated instruments, there is a risk that the counterparty will not perform its obligations, which could leave the Fund worse off than if it had not entered into the position. These instruments are subject to high levels of volatility, in some cases due to the high levels of leverage the Fund may achieve with them.



**Performance:** The bar chart and performance table below show the variability of the Fund’s returns, which is some indication of the risks of investing in the Fund by showing changes in the Fund’s performance from year to year and by showing the Fund’s one-year and since inception performance compared with those of a broad measure of market performance. The bar chart shows performance of the Fund’s Institutional Class shares for each calendar year since the Fund’s inception. Institutional Class shares are not available through this prospectus. Performance information for Advisor Class shares will be included after the share class has been in operation for one complete calendar year. The performance table compares the performance of the Fund over time to the performance of a broad-based securities market index. You should be aware that the Fund’s past performance (before and after taxes) is not necessarily an indication of how the Fund will perform in the future. Updated performance information will be available at no cost by visiting [www.anchor-capital.com/funds](http://www.anchor-capital.com/funds) or by calling 1-844-594-1226.

**Institutional Class Performance Bar Chart For Calendar Year Ended December 31**



Best Quarter: 12/30/2020 4.75%  
Worst Quarter: 3/31/2020 (0.47)%

The Fund’s Institutional Class year-to-date return as of September 30, 2021 was 4.67%.

**Performance Table  
Average Annual Total Returns  
(For periods ended December 31, 2020)**

	<b>One Year</b>	<b>Since Inception (1/15/19)</b>
Return before taxes – Institutional Class Shares	6.99%	11.15%
Return after taxes on distributions – Institutional Class Shares	6.56%	9.44%
Return after taxes on distributions and sale of Fund shares – Institutional Class Shares	4.23%	7.91%
Index –MSCI All Country World Index <sup>(1)</sup>	16.26%	19.24%

(1) The MSCI All Country World Index is composed of large and mid-capitalization developed and emerging market equities. Investors cannot invest directly in an index or benchmark.

**Investment Adviser:** Anchor Capital Management Group, Inc. (the “Adviser”)

**Portfolio Managers:** Garrett Waters, Chief Executive Officer of the Adviser and Eric Leake, President and Chief Investment Officer of the Adviser are jointly and primarily responsible for the day-to-day management of the Fund and have served the Fund as its portfolio managers since it commenced operations in 2019.

**Purchase and Sale of Fund Shares:** The minimum initial investment in the Fund for Advisor Class shares is \$1,000 for all account types, and the minimum subsequent investment is \$100. You may purchase and redeem shares of the Fund on any day that the New York Stock Exchange is open. Redemption requests may be made in writing, by telephone, or through a financial intermediary and will be paid by automated clearing house funds (“ACH”), check or wire transfer. The Fund or its Adviser may waive any of the minimum initial and subsequent investment amounts.

**Tax Information:** Dividends and capital gain distributions you receive from the Fund, whether you reinvest your distributions in additional Fund shares or receive them in cash, are taxable to you at either ordinary income or capital gains tax rates unless you are investing through a tax-deferred plan such as an IRA or 401(k) plan. However, these dividend and capital gain distributions may be taxable upon their eventual withdrawal from tax-deferred plans.

**Payments to Broker-Dealers and Other Financial Intermediaries:** If you purchase the Fund through a broker-dealer or other financial intermediary (such as a bank), the Fund and its related companies may pay the intermediary for the sale of Fund shares and related services. These payments may create a conflict of interest by influencing the broker-dealer or other intermediary and your salesperson to recommend the Fund over another investment. Ask your salesperson or visit your financial intermediary’s website for more information.

## FUND SUMMARY - ANCHOR RISK MANAGED MUNICIPAL STRATEGIES FUND

**Investment Objective:** The Fund seeks to provide total return from income and capital appreciation with a secondary objective of limiting risk during unfavorable market conditions.

**Fees and Expenses of the Fund:** This table describes the fees and expenses that you may pay if you buy, sell and hold shares of the Fund. **You may pay other fees, such as brokerage commissions and other fees to financial intermediaries, which are not reflected in the tables and examples below.** More information about these fees and expenses is available from your financial intermediary and in **How to Purchase Shares** on page 34 of the Fund's Prospectus.

<b>Shareholder Fees</b> (fees paid directly from your investment)	<b>Advisor Class</b>
Maximum Sales Charge (Load) Imposed on Purchases (as a percentage of offering price)	None
Maximum Deferred Sales Charge (Load) (as a percentage of offering price)	None
Maximum Sales Charge (Load) Imposed on Reinvested Dividends and other Distributions (as a percentage of offering price)	None
Redemption Fee (as a % of amount redeemed on shares held less than 60 days)	None
<b>Annual Fund Operating Expenses</b> (expenses that you pay each year as a percentage of the value of your investment)	
Management Fees	1.60%
Distribution and Service (12b-1) Fees	None
Other Expenses	0.81%
Acquired Fund Fees and Expenses <sup>(1)</sup>	1.54%
Total Annual Fund Operating Expenses	3.95%
Fee Waiver and/or Expense Reimbursement <sup>(2)</sup>	(0.41%)
Total Annual Fund Operating Expenses After Fee Waiver and/or Expense Reimbursement	3.54%

- (1) Acquired Fund Fees and Expenses are the indirect costs of investing in other investment companies. The operating expenses in this fee table will not correlate to the expense ratio in the Fund's financial highlights because the financial statements include only the direct operating expenses incurred by the Fund.
- (2) The Fund's adviser has contractually agreed to reduce its fees and/or absorb expenses of the Fund, until at least December 31, 2022 to ensure that total annual fund operating expenses after fee waiver and/or reimbursement excluding (i) any front-end or contingent deferred loads; (ii) brokerage fees and commissions, (iii) acquired fund fees and expenses; (iv) fees and expenses associated with investments in other collective investment vehicles or derivative instruments (including for example option and swap fees and expenses); (v) borrowing costs (such as interest and dividend expense on securities sold short); (vi) taxes; and (vii) extraordinary expenses, such as litigation expenses (which may include indemnification of Fund officers and Trustees, contractual indemnification of Fund service providers (other than the adviser)), will not exceed 2.00% of the Fund's average daily net assets attributable to Advisor Class shares; subject to possible recoupment from the Fund in future years (within the three years after the fees have been waived or reimbursed) if such recoupment can be achieved within the lesser of the expense limitation in place at the time of waiver and the expense limitation in place at the time of recapture. The expense limit arrangement may not be terminated during this time period without prior approval of the Board of Trustees on 60 days' written notice to the Fund's adviser.

**Example:** This Example is intended to help you compare the cost of investing in the Fund with the cost of investing in other mutual funds.

The Example assumes that you invest \$10,000 in the Fund for the time periods indicated and then redeem all of your shares at the end of those periods. The Example also assumes that your investment has a 5% return each year and that the Fund's operating expenses remain the same. Although your actual costs may be higher or lower, based upon these assumptions your costs would be:

	<u>1 Year</u>	<u>3 Years</u>	<u>5 Years</u>	<u>10 Years</u>
<b>Advisor Class</b>	\$357	\$1,167	\$1,994	\$4,138

**Portfolio Turnover:** The Fund pays transaction costs, such as commissions, when it buys and sells securities (or "turns over" its portfolio). A higher portfolio turnover rate may indicate higher transaction costs and may result in higher taxes when Fund shares are held in a taxable account. These costs, which are not reflected in annual fund operating expenses or in the Example, affect the Fund's performance. During the most recent fiscal year the Fund's portfolio turnover rate was 13%.

**Principal Investment Strategies:** The Fund seeks to achieve its investment objective, utilizing a “fund of funds” structure, by allocating assets among various strategies based on the adviser’s research and analysis regarding market trends. A market trend is the movement of a financial market in a particular direction over time. Under normal market conditions, the Fund invests, directly or indirectly through unaffiliated exchange traded funds (“ETFs”) and mutual funds (together with ETFs, “Underlying Funds”), at least 80% of its net assets (plus the amount of borrowings, if any) in long and short positions in municipal debt instruments. The Fund takes a long position, or purchases shares of a security, when the adviser believes a security will increase in value, and a short position, or sells shares of borrowed stock, when the adviser believes the value of a security will decrease. The Fund takes long and short positions in securities that provide returns similar to municipal bonds based on long, intermediate, and short-term trends. The adviser considers a long-term trend to be those that are observed over two years or more; intermediate trends to last between nine to 24 months; and short term trends to take place up to nine months.

At least 80% of the Fund’s assets is invested in:

- (1) Underlying Funds that primarily invest in or are otherwise exposed to domestic municipal debt instruments;
- (2) derivative instruments, including options, futures, total return swaps, or credit default swaps designed to replicate some or all of the features of an underlying portfolio of municipal bonds; and
- (3) other U.S. or foreign fixed-income securities of any rating (including “junk” bonds).

The Fund may also invest in U.S. or foreign cash equivalents including money market funds and treasuries.

The adviser seeks to achieve the Fund’s secondary objective by managing risk through hedging the Fund’s investment portfolio when it believes security prices will decline. The adviser will hedge by:

- (i) increasing allocations to cash equivalents or U.S. Treasury securities;
- (ii) purchasing inverse mutual funds or inverse ETFs; and
- (iii) selling short ETFs or securities the adviser believes have demonstrated a high correlation to municipal bonds.

The Fund may invest in inverse funds linked to U.S. Treasury securities when the adviser believes this strategy will provide an effective hedge to manage interest rate risk.

Generally, the adviser does not attempt to evaluate individual securities. The adviser uses technical analysis, including monitoring price movements and price trends, of municipal bond markets in an effort to identify the proper weighting of the Fund’s portfolio. The adviser’s decision to buy or sell a Fund holding is made based on adviser developed trend and risk models that evaluate current market conditions, and this analysis guides the adviser’s determination of the appropriate exposure level to the municipal bond market. The adviser buys and sells securities and derivatives to increase or decrease the Fund’s exposure to the municipal bond market.

The Fund invests its assets such that at least 80% of the income distributed by the Fund will be tax-exempt.

The adviser may engage in active and frequent trading of the Fund’s portfolio securities and derivatives to achieve the Fund’s investment objective.

**Principal Investment Risks:** *As with all mutual funds, there is a risk that you could lose money through your investment in the Fund. The Fund is not intended to be a complete investment program. Many factors affect the Fund’s net asset value (“NAV”) and performance. The following describes the risks the Fund bears directly or indirectly through investments in Underlying Funds. As with any mutual fund, there is no guarantee that the Fund will achieve its goal.*

**Cash or Cash Equivalents Risk.** The Fund may have significant investments in cash or cash equivalents. When a substantial portion of a portfolio is held in cash or cash equivalents, there is the risk that the value of the cash account, including interest, will not keep pace with inflation, thus reducing purchasing power over time.

**Counterparty Risk.** A counterparty (the other party to a transaction or an agreement or the party with whom the Fund executes transactions) to a transaction with the Fund may be unable or unwilling to make timely principal, interest or settlement payments, or otherwise honor its obligations.

**Credit Risk.** The Fund could lose money if the issuer or guarantor of a fixed income security, or the counterparty of a derivatives contract, is unable or unwilling (or is perceived to be unable or unwilling) to make timely payment of principal and/or interest, or to otherwise honor its obligations.

**Credit Default Swap Risk.** The use of credit default swaps (“CDS”) may not always be successful and payments made by the Fund pursuant to a CDS will tend to lower returns if the reference asset’s credit quality remains steady or improves. Additionally, the CDS counterparty may default and CDS values may not correlate perfectly with the underlying asset.

*Debt Securities Risk.* The issuer of a debt security may fail to pay interest or principal when due, and that changes in market interest rates may reduce the value of debt securities or reduce the Fund's returns. The Fund may be subject to a greater risk of rising interests than normally would be the case due to the current period of historically low rates and the effect of potential government fiscal policy initiatives and resulting market reaction to those initiatives.

*Derivatives Risk.* The use of derivative instruments involves risks different from, or possibly greater than, the risks associated with investing directly in securities and other traditional investments. These risks include (i) the risk that the counterparty to a derivative transaction may not fulfill its contractual obligations; (ii) risk of mispricing or improper valuation; and (iii) the risk that changes in the value of the derivative may not correlate perfectly with the underlying asset, rate or index. Derivative prices are highly volatile and may fluctuate substantially during a short period of time. Such prices are influenced by numerous factors that affect the markets, including, but not limited to: changing supply and demand relationships; government programs and policies; national and international political and economic events, changes in interest rates, inflation and deflation and changes in supply and demand relationships.

*Exchange-Traded Funds Risk.* The ETFs in which the Fund invests will not be able to replicate exactly the performance of the indices they track and may result in a loss. When the Fund invests in another investment company, including an ETF, it will indirectly bear its proportionate share of any fees and expenses payable directly by the other investment company. Therefore, the Fund will incur higher expenses, many of which may be duplicative. In addition, the Fund may be affected by losses of the underlying funds and the level of risk arising from the investment practices of the underlying funds (such as the use of leverage by the funds). The Fund has no control over the investments and related risks taken by the underlying funds in which it invests. Investments in ETFs are also subject to the following risks: (i) the market price of an ETF's shares may trade above or below their net asset value; (ii) an active trading market for an ETF's shares may not develop or be maintained; or (iii) trading of an ETF's shares may be halted for a number of reasons.

*Foreign Investment Risk.* The risk that investing in foreign (non-U.S.) securities either directly or indirectly may result in the Fund experiencing more rapid and extreme changes in value than the Fund that invests exclusively in securities of U.S. companies, due to smaller markets, differing reporting, accounting and auditing standards, nationalization, expropriation or confiscatory taxation, currency blockages and political changes or diplomatic developments. The costs of investing in many foreign markets are higher than the U.S. and investments may be less liquid.

*Fund of Funds Risk.* The ability of the Fund to meet its investment objective is directly related to the ability of the ETFs in which it invests and their respective investment managers, to meet their investment objectives. Certain investment managers may be dependent upon a single individual or small group of individuals, the loss of which could adversely affect their success. There can be no assurance that any underlying investment vehicle will achieve its investment objectives.

*Futures Risk.* In addition to all the risks associated with the underlying, a future, which is a contract that derives its value from the price performance of an underlying entity, such as an asset, index, or interest rate, has additional risks because it is a financial contract rather than a security, including counterparty risk, and liquidity risk. Where futures are used for hedging, lack of the desired or expected correlation between the future and the underlying, known as basis risk, would reduce the desired effectiveness of the hedging instrument.

*Hedging Risk.* Although intended to limit or reduce investment risk, hedging strategies may also limit or reduce the potential for profit. There is no assurance that hedging strategies will be successful.

*High Yield Securities Risk.* High yield securities or unrated securities of similar credit quality (commonly known as "junk bonds") are more likely to default than higher rated securities. High yield securities are regarded as speculative with respect to the issuer's capacity to pay interest and to repay principal. The market value of these securities is more sensitive to corporate developments and economic conditions and can be volatile. Market conditions can diminish liquidity and make accurate valuations difficult to obtain.

*Interest Rate Risk.* Fixed income securities may decline in value because of changes in interest rates. The Fund with a longer average portfolio duration will be more sensitive to changes in interest rates than the Fund with a shorter average portfolio duration. The historically low interest rate environment heightens the risks associated with rising interest rates.

*Inverse ETF Risk.* Inverse ETFs seek to provide investment results that will match a certain percentage of the inverse of the performance of a specific benchmark on a daily basis. Because they reset daily there may be significant volatility associated with inverse ETFs. The inverse ETFs in which the Fund invests may not be able to replicate exactly the inverse of the performance of the indices they track. Inverse ETFs fall in price when stock prices are rising. Additionally, inverse ETFs may employ leverage which magnifies the changes in the underlying stock index upon which they are based. Investments in inverse ETFs will prevent the Fund from participating in market-wide or sector-wide gains and may not prove to be an effective hedge. During periods of increased volatility, inverse ETFs may not perform in the manner they are designed.

*Inverse Funds Risk.* Inverse funds typically lose value as the index or security tracked by the fund increases in value; a result that is the opposite from traditional funds. Because they reset daily there may be significant volatility associated with inverse funds. The inverse funds in which the Fund invests may not be able to replicate exactly the inverse of the performance of the benchmark they track. Inverse funds fall in price when its benchmark prices are rising. Additionally, inverse funds may employ leverage which magnifies the changes in the underlying benchmark upon which they are based. Investments in inverse funds will prevent the Fund from participating in market-wide or sector-wide gains and may not prove to be an effective hedge. During periods of increased volatility, inverse funds may not perform in the manner they are designed.

*Management Risk.* The adviser may be incorrect in its assessment of the intrinsic value of the securities the Fund holds which may result in a decline in the value of Fund shares and failure to achieve its investment objective. The Fund's portfolio managers use qualitative analyses and/or models. Any imperfections or limitations in such analyses and models could affect the ability of the portfolio managers to implement strategies.

*Market and Geopolitical Risk.* The increasing interconnectivity between global economies and financial markets increases the likelihood that events or conditions in one region or financial market may adversely impact issuers in a different country, region or financial market. Securities in the Fund's portfolio may underperform due to inflation (or expectations for inflation), interest rates, global demand for particular products or resources, natural disasters, climate-change and climate related events, pandemics, epidemics, terrorism, regulatory events and governmental or quasi-governmental actions. The occurrence of global events similar to those in recent years may result in market volatility and may have long term effects on both the U.S. and global financial markets. The current novel coronavirus (COVID-19) global pandemic and the aggressive responses taken by many governments, including closing borders, restricting international and domestic travel, and the imposition of prolonged quarantines or similar restrictions, as well as the forced or voluntary closure of, or operational changes to, many retail and other businesses, has had negative impacts, and in many cases severe negative impacts, on markets worldwide. It is not known how long such impacts, or any future impacts of other significant events described above, will or would last, but there could be a prolonged period of global economic slowdown, which may impact your Fund investment.

*Municipal Bond Risk.* The value of municipal bonds that depend on a specific revenue source or general revenue source to fund their payment obligations may fluctuate as a result of changes in the cash flows generated by the revenue source(s) or changes in the priority of the municipal obligation to receive the cash flows generated by the revenue source(s). In addition, changes in federal tax laws or the activity of an issuer may adversely affect the tax-exempt status of municipal bonds. Investments in inverse floating rate securities typically involve greater risk than investments in municipal bonds of comparable maturity and credit quality and their values are more volatile than municipal bonds due to the leverage they entail.

*Options Risk.* There are risks associated with the sale and purchase of call and put options. As a seller (writer) of a put option, the Fund will tend to lose money if the value of the reference index or security falls below the strike price. As the seller (writer) of a call option, the Fund may experience lower returns if the value of the reference index or security rises above the strike price.

*Portfolio Turnover Risk.* The Fund's high portfolio turnover will increase its transaction costs and may result in increased realization of net short-term capital gains (which are taxable to shareholders as ordinary income when distributed to them), higher taxable distributions and lower after-tax performance.

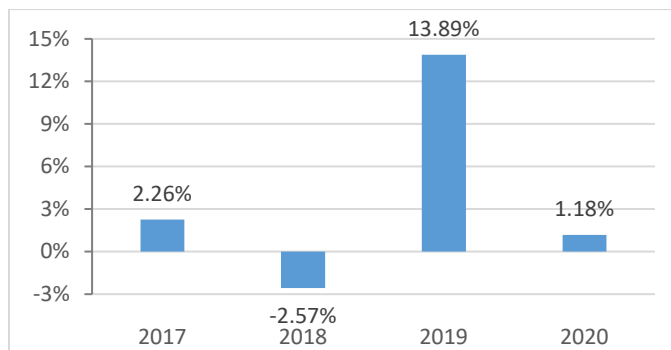
*Securities Market Risk.* The value of securities owned by the Fund may go up or down, sometimes rapidly or unpredictably, due to factors affecting particular companies or the securities markets generally. A general downturn in the securities market may cause multiple asset classes to decline in value simultaneously.

*Short Sales Risk.* Short sales risk is the risk of loss associated with any appreciation on the price of a security borrowed in connection with a short sale. The Fund may engage in short sales that are not made "against-the-box," which means that the Fund may sell short securities even when they are not actually owned or otherwise covered at all times during the period the short position is open. Short sales that are not made "against-the-box" theoretically involve unlimited loss potential since the market price of securities sold short may continuously increase.

*Total Return Swap Risk.* In a total return swap, the buyer receives a periodic return equal to the total return of a specified security, securities or index, for a specified period of time. In return, the buyer pays the counterparty a variable stream of payments, typically based upon short term interest rates, possibly plus or minus an agreed upon spread. For example, if the Fund enters into a swap where it agrees to exchange a floating rate of interest for a fixed rate of interest, the Fund may have to pay more money than it receives. Total return swaps entered into in which payments are not netted may entail greater risk than a swap entered into a net basis. There is a risk that adverse price movements in an instrument can result in a loss substantially greater than the Fund's initial investment in that instrument (in some cases, the potential loss is unlimited). If there is a default by the other party to such a transaction, the Fund will have contractual remedies pursuant to the agreements related to the transaction. However, particularly in the case of privately negotiated instruments, there is a risk that the counterparty will not perform its obligations, which could leave the Fund worse off than if it had not entered into the position. These instruments are subject to high levels of volatility, in some cases due to the high levels of leverage the Fund may achieve with them.

**Performance:** The bar chart and performance table below show the variability of the Fund’s returns, which is some indication of the risks of investing in the Fund by showing changes in the Fund’s performance from year to year and by showing the Fund’s one-year and since inception performance compared with those of a broad measure of market performance. The bar chart shows performance of the Fund’s Institutional Class shares for each calendar year since the Fund’s inception. Institutional Class shares are not available through this prospectus. Performance information for Advisor Class shares will be included after the share class has been in operation for one complete calendar year. The performance table compares the performance of the Fund over time to the performance of a broad-based securities market index. You should be aware that the Fund’s past performance (before and after taxes) is not necessarily an indication of how the Fund will perform in the future. Updated performance information will be available at no cost by visiting [www.anchor-capital.com/funds](http://www.anchor-capital.com/funds) or by calling 1-844-594-1226.

**Institutional Class Performance Bar Chart For Calendar Years Ended December 31**



Best Quarter: 3/31/2019 6.26%  
Worst Quarter: 3/31/2020 (7.96)%

The Fund’s Institutional Class year-to-date return as of September 30, 2021 was 3.49%.

**Performance Table  
Average Annual Total Returns  
(For periods ended December 31, 2020)**

	<b>One Year</b>	<b>Since Inception (9/6/16)</b>
Return before taxes – Institutional Class Shares	1.18%	2.43%
Return after taxes on distributions – Institutional Class Shares	0.58%	1.86%
Return after taxes on distributions and sale of Fund shares – Institutional Class Shares	0.68%	1.61%
Index – Bloomberg Municipal Bond Index <sup>(1)</sup>	5.21%	3.50%

(1) The Bloomberg US Municipal Bond Index covers the USD-denominated long-term tax exempt bond market. Investors cannot invest directly in an index or benchmark. The index has four main sectors: state and local general obligation bonds, revenue bonds, insured bonds and pre-refunded bonds.

**Investment Adviser:** Anchor Capital Management Group, Inc. (the “Adviser”).

**Portfolio Managers:** Garrett Waters, Chief Executive Officer of the Adviser and Eric Leake, President and Chief Investment Officer of the Adviser are jointly and primarily responsible for the day-to-day management of the Fund and have served the Fund as its portfolio managers since it commenced operations in 2016.

**Purchase and Sale of Fund Shares:** The minimum initial investment in the Fund for Advisor Class shares is \$1,000 for all account types, and the minimum subsequent investment is \$100. You may purchase and redeem shares of the Fund on any day that the New York Stock Exchange is open. Redemption requests may be made in writing, by telephone, or through a financial intermediary and will be paid by automated clearing house funds (“ACH”), check or wire transfer. The Fund or its Adviser may waive any of the minimum initial and subsequent investment amounts.

**Tax Information:** Dividends and capital gain distributions you receive from the Fund, whether you reinvest your distributions in additional Fund shares or receive them in cash, are taxable to you at either ordinary income or capital gains tax rates unless you are investing through a tax-deferred plan such as an IRA or 401(k) plan. However, these dividend and capital gain distributions may be taxable upon their eventual withdrawal from tax-deferred plans.

**Payments to Broker-Dealers and Other Financial Intermediaries:** If you purchase the Fund through a broker-dealer or other financial intermediary (such as a bank), the Fund and its related companies may pay the intermediary for the sale of Fund shares and related services. These payments may create a conflict of interest by influencing the broker-dealer or other intermediary and your salesperson to recommend the Fund over another investment. Ask your salesperson or visit your financial intermediary’s website for more information.

## **ADDITIONAL INFORMATION ABOUT PRINCIPAL INVESTMENT STRATEGIES AND RELATED RISKS**

### **INVESTMENT OBJECTIVE:**

<b>Fund</b>	<b>Investment Objective</b>
Anchor Risk Managed Credit Strategies Fund (“Credit Fund”)	seeks to provide total return from income and capital appreciation with a secondary objective of limiting risk during unfavorable market conditions
Anchor Risk Managed Equity Strategies Fund (“Equity Fund”)	seeks to provide total return from income and capital appreciation with a secondary objective of limiting risk during unfavorable market conditions
Anchor Risk Managed Global Strategies Fund (“Global Fund”)	seeks to achieve above average total returns over a full market cycle with lower correlation and reduced risk when compared to traditional world indices
Anchor Risk Managed Municipal Strategies Fund (“Municipal Fund”)	seeks to provide total return from income and capital appreciation with a secondary objective of limiting risk during unfavorable market conditions

Each Fund’s investment objective may be changed by the Board of Trustees upon 60 days’ written notice to shareholders.

**PRINCIPAL INVESTMENT STRATEGIES:** Each Fund seeks to achieve its investment objective utilizing a “fund of funds” structure, by allocating assets among various strategies based on the Adviser’s research and analysis regarding market trends. A market trend is the movement of a financial market in a particular direction over time. Each Fund primarily takes long and short positions in securities that are highly correlated to its applicable market based on long, intermediate, and short-term trends. The Adviser considers a long-term trend to be those that are observed over two years or more; intermediate trends to last between nine to 24 months; and short-term trends to take place up to nine months.

At least 80% of the Credit Fund is invested in:

- (1) Underlying Funds that primarily invest in or are otherwise exposed to domestic and foreign high-yield (“junk”) debt instruments;
- (2) derivative instruments: total return swaps or credit default swaps designed to replicate some or all of the features of an underlying portfolio of high yield bonds; and
- (3) other U.S. or foreign fixed-income securities instruments without restriction as to issuer capitalization or the maturity or duration of an issue.

At least 80% of the Equity Fund is invested in:

- (1) U.S. or foreign equity securities of any market capitalization including Underlying Funds that primarily invest in or are otherwise exposed to domestic and foreign equity securities; and
- (2) derivative instruments, including options, futures, and total return swaps, designed to replicate some or all of the features of an underlying portfolio of equity securities.

At least 80% of the Municipal Fund is invested in:

- (1) Underlying Funds that primarily invest in or are otherwise exposed to domestic municipal debt instruments;
- (2) derivative instruments, including options, futures, total return swaps, or credit default swaps designed to replicate some or all of the features of an underlying portfolio of municipal bonds; and
- (3) other U.S. or foreign fixed-income securities of any rating (including “junk” bonds).

Under normal market conditions, Global Fund invests at least 40% of its assets (plus the amount of borrowings, if any) in long and short positions in exchange-traded funds and mutual funds registered and offered in the U.S with underlying holdings in non-U.S. companies.

In determining whether a company is a non-U.S. company, the Adviser will consider whether the company:

- has a class of securities whose principal securities market is outside the U.S.;
- has its principal office outside the U.S.; or
- is otherwise determined to be economically tied to a country outside the U.S. by the Adviser in its discretion (e.g., using classifications assigned by third parties, including an issuer’s “country of risk” as determined by Bloomberg or the classifications assigned to a company by the Fund’s benchmark index provider).

A swap is an agreement in which one party makes payments based on a set rate, either fixed or variable, while the other party makes payments based on the return of an underlying asset, which includes both the income it generates and any capital gains. Credit default swaps (“CDS”) are typically two-party financial contracts that transfer credit exposure between the two parties. Under a typical CDS, one party (the “seller”) receives pre-determined periodic payments from the other party (the “buyer”). The seller agrees to make compensating specific payments to the buyer if a negative credit event occurs, such as the bankruptcy or default by the issuer of the underlying debt instrument. Total return swaps (“TRS”) are similar. In a TRS, the underlying asset, referred to as the reference asset, is often an equity or bond index. This is owned by the party receiving the set rate payment. TRS allow the party receiving the total return to gain exposure and benefit from a reference asset without actually having to own it. For example, a Fund may seek exposure to the Merrill Lynch High Yield Master II Bond Index. It can do so by agreeing to exchange cash flows with an investment bank or other party based on the movement of this index.

The Adviser seeks to achieve a Fund’s secondary objective by managing risk through hedging the Fund’s investment portfolio when it believes security prices will decline. The Adviser will hedge by (i) increasing allocations to cash equivalents or U.S. Treasury securities; (ii) purchasing inverse mutual funds or inverse ETFs; (iii) selling short ETFs or securities the Adviser believes have demonstrated a high correlation to the applicable markets. The Fund may invest in inverse funds linked to the applicable security type as suggested by the Fund’s name and as described above when the Adviser believes this strategy will provide an effective hedge to manage risk of the Fund’s investments.

Generally, the Adviser does not attempt to evaluate individual securities. The Adviser uses technical analysis, including monitoring price movements and price trends, of markets in an effort to identify the proper weighting of a Fund’s portfolio. The Adviser buys and sells securities and derivatives to increase or decrease the Fund’s exposure to the applicable market. The Adviser’s decision to buy or sell the Fund holding will be made based on the Adviser’s technically based trend and risk models that evaluate current market conditions and the Adviser’s determination of the appropriate exposure level to the applicable market.

The Municipal Fund invests its assets such that at least 80% of the income distributed by the Fund will be tax-exempt.

The Adviser may engage in active and frequent trading of the Fund’s portfolio securities and derivatives to achieve the Fund’s investment objective.

## **PRINCIPAL INVESTMENT RISKS**

The following describes the risks each Fund (unless otherwise noted) bears directly through its investments or indirectly through its investments in Underlying Funds.

*Cash or Cash Equivalents Risk.* The Fund may have significant investments in cash or cash equivalents. When a substantial portion of a portfolio is held in cash or cash equivalents, there is the risk that the value of the cash account, including interest, will not keep pace with inflation, thus reducing purchasing power over time.

*Counterparty Risk.* The Fund may engage in transactions in securities and financial instruments that involve counterparties. Counterparty risk is the risk that a counterparty (the other party to a transaction or an agreement or the party with whom the Fund executes transactions) to a transaction with the Fund may be unable or unwilling to make timely principal, interest or settlement payments, or otherwise honor its obligations. To limit the counterparty risk associated with such transactions, the Fund conducts business only with financial institutions judged by the Adviser to present acceptable credit risk.

*Credit Risk (Credit Fund and Municipal Fund only).* The price of a bond is affected by the issuer’s or counterparty’s credit quality. Changes in an entity’s financial condition and general economic conditions can affect its ability to honor financial obligations and therefore its credit quality. Lower quality bonds are generally more sensitive to these changes than higher quality bonds. Even within securities considered investment grade, differences exist in credit quality and some investment-grade debt securities may have speculative characteristics. A security’s price may be adversely affected by the market’s perception of the security’s credit quality level even if the issuer or counterparty has suffered no degradation in its ability to honor the obligation.

*Credit Default Swap Risk (Credit Fund and Municipal Fund only).* CDS are typically two-party financial contracts that transfer credit exposure between the two parties. Under a typical CDS, the seller receives pre-determined periodic payments from the buyer. The seller agrees to make compensating specific payments to the buyer if a negative credit event occurs, such as the bankruptcy or default by the issuer of the underlying debt instrument. The use of CDS involves investment techniques and risks different from those associated with ordinary portfolio security transactions, such as potentially heightened counterparty risk. The use of CDS may not always be successful and payments made by the Fund pursuant to a CDS will tend to lower returns if the reference asset’s credit quality remains steady or improves. Additionally, the CDS counterparty may default and CDS values may not correlate perfectly with the underlying asset.



*Debt Securities Risk (Credit Fund and Municipal Fund only).* The issuer of a debt security may fail to pay interest or principal when due, and that changes in market interest rates may reduce the value of debt securities or reduce the Fund's returns. During periods of economic uncertainty and change, the market price of the Fund's investments in below investment grade securities may be particularly volatile. Such securities are regarded by the rating organizations as predominantly speculative with respect to capacity to pay interest and repay principal in accordance with the terms of the obligation. Often below investment grade securities are subject to greater sensitivity to interest rate and economic changes than higher rated debt securities and can be more difficult to value, resulting in differences between the prices realized on its sales and the value at which they are carried on the books of the Fund. The Fund may be subject to a greater risk of rising interests than normally would be the case due to the current period of historically low rates and the effect of potential government fiscal policy initiatives and resulting market reaction to those initiatives.

*Derivatives Risk.* The Fund's use of derivative instruments involves risks different from, or possibly greater than, the risks associated with investing directly in securities and other traditional investments. These risks include (i) the risk that the counterparty to a derivative transaction may not fulfill its contractual obligations; (ii) risk of mispricing or improper valuation; and (iii) the risk that changes in the value of the derivative may not correlate perfectly with the underlying asset, rate or index. Derivative prices are highly volatile and may fluctuate substantially during a short period of time. Such prices are influenced by numerous factors that affect the markets, including, but not limited to: changing supply and demand relationships; government programs and policies; national and international political and economic events, changes in interest rates, inflation and deflation and changes in supply and demand relationships. Trading derivative instruments involves risks different from, or possibly greater than, the risks associated with investing directly in securities including:

- *Leverage and Volatility Risk.* Derivative contracts ordinarily have leverage inherent in their terms. The low margin deposits normally required in trading derivatives, including futures contracts, permit a high degree of leverage. Accordingly, a relatively small price movement may result in an immediate and substantial loss to the Fund. The use of leverage may also cause the Fund to liquidate portfolio positions when it would not be advantageous to do so in order to satisfy its obligations or to meet collateral segregation requirements. The use of leveraged derivatives can magnify the Fund's potential for gain or loss and, therefore, amplify the effects of market volatility on the Fund's share price.
- *Liquidity Risk.* It is possible that particular derivative investments might be difficult to purchase or sell, possibly preventing the Fund from executing positions at an advantageous time or price, or possibly requiring them to dispose of other investments at unfavorable times or prices in order to satisfy their obligations. Most U.S. commodity futures exchanges impose daily limits regulating the maximum amount above or below the previous day's settlement price which a futures contract price may fluctuate during a single day. During a single trading day no trades may be executed at prices beyond the daily limit. Once the price of a particular futures contract has increased or decreased to the limit point, it may be difficult, costly or impossible to liquidate a position. It is also possible that an exchange or the Commodity Futures Trading Commission ("CFTC"), which regulates commodity futures exchanges, may suspend trading in a particular contract, order immediate settlement of a contract or order that trading to the liquidation of open positions only.

*Equity Securities Risk (Equity Fund and Global Fund only):* Fluctuations in the value of equity securities held by the Fund will cause the net asset value ("NAV") of the Fund and the price of its shares to fluctuate. Common stock of an issuer in the Fund's portfolio may decline in price if the issuer fails to make anticipated dividend payments. Common stock will be subject to greater dividend risk than preferred stocks or debt instruments of the same issuer. In addition, common stocks have experienced significantly more volatility in returns than other asset classes.

*Exchange-Traded Funds Risk.* ETFs are investment companies, which may be managed or unmanaged, that generally seek to track the performance of a specific index. The value of ETFs can be expected to increase and decrease in value in proportion to increases and decreases in the indices that they are designed to track. The volatility of different index tracking stocks can be expected to vary in proportion to the volatility of the particular index they track. ETFs are traded similarly to stocks of individual companies. Although an ETF is designed to provide investment performance corresponding to its index, it may not be able to exactly replicate the performance of its index because of its operating expenses and other factors. When the Fund invests in another investment company, including an ETF, it will indirectly bear its proportionate share of any fees and expenses payable directly by the other investment company. Therefore, the Fund will incur higher expenses, many of which may be duplicative. In addition, the Fund may be affected by losses of the underlying funds and the level of risk arising from the investment practices of the underlying funds (such as the use of leverage by the funds). The Fund has no control over the investments and related risks taken by the underlying funds in which it invests. Investments in ETFs are also subject to the following risks: (i) the market price of an ETF's shares may trade above or below their net asset value; (ii) an active trading market for an ETF's shares may not develop or be maintained; or (iii) trading of an ETF's shares may be halted for a number of reasons.

*Foreign Investment Risk.* Investing in foreign securities, including depositary receipts, or securities of U.S. entities with significant foreign operations, involves additional risks that can affect the Fund's performance. Foreign markets may be less liquid, more volatile and subject to less regulation than U.S. markets. There may be difficulties in enforcing contractual obligations, and it may take more time for transactions to clear and settle in foreign countries than in the U.S. Less information may be available about foreign issuers. The costs of buying and selling foreign securities, including tax, brokerage and custody costs, generally are higher than those involving domestic transactions. The specific risks of investing in foreign securities include valuation risk and:

- *Currency Risk.* The values of foreign investments may be affected by changes in currency rates or exchange control regulations. If the local currency gains strength against the U.S. dollar, the value of the foreign security increases in U.S. dollar terms. Conversely, if the local currency weakens against the U.S. dollar, the value of the foreign security declines in U.S. dollar terms. U.S. dollar-denominated securities of foreign issuers, including depositary receipts, also are subject to currency risk based on their related investments. The Fund is permitted to hedge against foreign currency risk, but normally will not do so.
- *Political/Economic Risk.* Changes in economic, tax or foreign investment policies, government stability, war or other political or economic actions may have an adverse effect on the Fund's foreign investments.
- *Regulatory Risk.* Foreign companies often are not subject to uniform accounting, auditing and financial reporting standards or to other regulatory practices and requirements common to U.S. companies.

There may be less information publicly available about foreign issuers than about most publicly-traded U.S. companies, and foreign issuers are usually not subject to accounting, auditing and financial reporting standards and practices as stringent as those in the United States. In addition, the Fund may be subject to non-U.S. taxes, including potentially on a retroactive basis, on (i) capital gains it realizes or dividends or interest it receives on non-U.S. securities, (ii) transactions in those securities and (iii) the repatriation of proceeds generated from the sale of those securities.

Additional risks have arisen related to the high levels of debt of various European countries such as Greece, Italy and Spain. One or more member states might exit the European Union, placing its currency and banking system in jeopardy. These problems, and related political and monetary efforts to address these problems, may increase the potential for market declines in one or more member states that can spread to global markets. These increased risks may persist and may result in greater volatility in the securities markets and the potential for impaired liquidity and valuation.

*Fund of Funds Risk.* The ability of the Fund to meet its investment objectives is directly related to the ability of the ETFs in which it invests and their respective investment managers, to meet their investment objectives. Certain investment managers may be dependent upon a single individual or small group of individuals, the loss of which could adversely affect their success. There can be no assurance that any underlying investment vehicle will achieve its investment objectives.

*Futures Risk (Equity Fund, Global Fund and Municipal Fund only).* In addition to all the risks associated with the underlying, a future, which is a contract that derives its value from the price performance of an underlying entity, such as an asset, index, or interest rate, has additional risks because it is a financial contract rather than a security, including counterparty risk, and liquidity risk. Where futures are used for hedging, lack of the desired or expected correlation between the future and the underlying, known as basis risk, would reduce the desired effectiveness of the hedging instrument.

*Hedging Risk.* Each Fund's use of inverse securities or other transactions to reduce risk involves costs and will be subject to the Adviser's ability to predict correctly changes in the relationships of such hedge instruments to each Fund's portfolio holdings or other factors. No assurance can be given that the Adviser's judgment in this respect will be correct. In addition, no assurance can be given that the applicable Fund will enter into hedging or other transactions (including hedging exposure to non-U.S. currency exchange rate risk) at times or under circumstances in which it may be advisable to do so.

*High Yield Securities Risk (Credit Fund and Municipal Fund only).* Below investment-grade securities, sometimes called "junk bonds," are considered speculative. These securities have greater risk of default than higher rated securities. The market value of below investment-grade securities is more sensitive to individual corporate developments and economic changes than higher rated securities. Adverse publicity and investor perceptions, whether or not accurate, regarding below investment-grade securities may depress prices and diminish liquidity for such securities. The market for below investment-grade securities may be less active than the market for higher rated securities, which can adversely affect the price at which these securities may be sold. Less active markets may diminish the Fund's ability to obtain accurate market quotations when valuing the portfolio securities and thereby give rise to valuation risk. In addition, the Fund may incur additional expenses if a holding defaults and the Fund has to seek recovery of its principal investment. Below investment-grade securities may also present risks based on payment expectations. For example, these securities may contain redemption or call provisions. If an issuer exercises these provisions in a declining interest rate market, the Fund would have to replace the security with a lower yielding security resulting in a decreased return for investors.

*Interest Rate Risk (Credit Fund and Municipal Fund only).* Fixed income security prices generally rise when interest rates decline and decline when interest rates rise. The extent to which a fixed income security's price changes with changes in interest rates is referred to as interest rate duration, which can be measured mathematically or empirically. A longer-maturity investment generally has longer interest rate duration because the investment's fixed rate is locked in for a longer period of time. The longer the duration of a fixed income security, the more a change in interest rates affects the fixed income security's price. Short-term and long-term interest rates may not move the same amount and may not move in the same direction. The historically low interest rate environment heightens the risks associated with rising interest rates.

*Inverse ETF Risk.* Inverse ETF index funds seek to provide investment results that will match a certain percentage of the inverse of the performance of a specific benchmark on a daily basis. Because they reset daily there may be significant volatility associated with inverse ETFs. The inverse ETFs in which the Fund invests may not be able to replicate exactly the inverse of the performance of the indices they track. Inverse ETFs fall in price when stock prices are rising. Additionally, inverse ETFs may employ leverage which magnifies the changes in the underlying stock index upon which they are based. Investing in inverse ETFs may result in increased volatility due to the Fund's possible use of short sales of securities and swaps. The use of leverage by an ETF increases risk to the Fund. The more a fund invests in leveraged instruments, the more the leverage will magnify any gains or losses on those investments. During periods of increased volatility, inverse ETFs may not perform in the manner they are designed.

*Inverse Funds Risk.* Inverse funds typically lose value as the index or security tracked by the fund increases in value; a result that is the opposite from traditional funds. Because they reset daily there may be significant volatility associated with inverse funds. The inverse funds in which the Fund invests may not be able to replicate exactly the inverse of the performance of the benchmark they track. Inverse funds fall in price when its benchmark prices are rising. Additionally, inverse funds may employ leverage which magnifies the changes in the underlying benchmark upon which they are based. Investments in inverse funds will prevent the Fund from participating in market-wide or sector-wide gains and may not prove to be an effective hedge. During periods of increased volatility, inverse funds may not perform in the manner they are designed.

*Large Market Capitalization Companies Risk (Credit Fund, Equity Fund and Global Fund only).* The value of investments in larger companies may not rise as much as smaller companies, or larger companies may be unable to respond quickly to competitive challenges, such as changes in technology and consumer tastes.

*Limited History of Operations (Global Fund only).* The Fund is a new mutual fund with a limited history of operations for investors to evaluate. Investors in the Fund bear the risk that the Fund may not be successful in implementing its investment strategies, may be unable to implement certain of its investment strategies or may fail to attract sufficient assets, any of which could result in the Fund being liquidated and terminated at any time without shareholder approval and at a time that may not be favorable for all shareholders. Such a liquidation could have negative tax consequences for shareholders and will cause shareholders to incur expenses of liquidation.

*Management Risk.* The Fund's ability to identify and invest in attractive opportunities is dependent upon the adviser. If one or more key individuals leave, the adviser may not be able to hire qualified replacements or may require extended time to do so. This situation could prevent the Fund from achieving its investment objectives. The Fund's portfolio managers use quantitative analyses and/or models. Any imperfections or limitations in such analyses and models could affect the ability of the portfolio managers to implement strategies. By necessity, these analyses and models make simplifying assumptions that limit their efficacy. Models that appear to explain prior market data can fail to predict future market events. Further, the data used in models may be inaccurate and/or it may not include the most recent information about a company or a security.

*Market and Geopolitical Risk.* The increasing interconnectivity between global economies and financial markets increases the likelihood that events or conditions in one region or financial market may adversely impact issuers in a different country, region or financial market. Securities in the Fund's portfolio may underperform due to inflation (or expectations for inflation), interest rates, global demand for particular products or resources, natural disasters, climate-change and climate related events, pandemics, epidemics, terrorism, regulatory events and governmental or quasi-governmental actions. The occurrence of global events similar to those in recent years, such as terrorist attacks around the world, natural disasters, social and political discord or debt crises and downgrades, among others, may result in market volatility and may have long term effects on both the U.S. and global financial markets. It is difficult to predict when similar events affecting the U.S. or global financial markets may occur, the effects that such events may have and the duration of those effects. Any such event(s) could have a significant adverse impact on the value and risk profile of the Fund's portfolio. The current novel coronavirus (COVID-19) global pandemic and the aggressive responses taken by many governments, including closing borders, restricting international and domestic travel, and the imposition of prolonged quarantines or similar restrictions, as well as the forced or voluntary closure of, or operational changes to, many retail and other businesses, has had negative impacts, and in many cases severe negative impacts, on markets worldwide. It is not known how long such impacts, or any future impacts of other significant events described above, will or would last, but there could be a prolonged period of global economic slowdown, which may impact your Fund investment. Therefore, the Fund could lose money over short periods due to short-term market movements and over longer periods during more prolonged market downturns. During a general market downturn, multiple asset classes may be negatively affected. Changes in market conditions and interest rates can have the same impact on all types of securities and instruments. In times of severe market disruptions you could lose your entire investment.

*Municipal Bond Risk (Municipal Fund only).* The value of municipal bonds that depend on a specific revenue source or general revenue source to fund its payment obligations may fluctuate as a result of changes in the cash flows generated by the revenue source(s) or changes in the priority of the municipal obligation to receive the cash flows generated by the revenue source(s). In addition, changes in federal tax laws or the activity of an issuer may adversely affect the tax-exempt status of municipal bonds. Investments in inverse floating rate securities typically involve greater risk than investments in municipal bonds of comparable maturity and credit quality and its values are more volatile than municipal bonds due to the leverage they entail.

*Options Risk (Equity Fund, Global Fund and Municipal Fund only).* There are risks associated with the sale and purchase of call and put options. As a seller (writer) of a put option, the Fund will tend to lose money if the value of the reference index or security falls below the strike price. As the seller (writer) of a call option, the Fund may experience lower returns if the value of the reference index or security rises above the strike price.

*Portfolio Turnover Risk.* The Fund's annual portfolio turnover rate may vary greatly from year to year. A high rate of portfolio turnover (i.e., 100% or more) will result in increased transaction costs for the Fund in the form of increased dealer spreads and brokerage commissions. Greater transaction costs may reduce Fund performance. High portfolio turnover also may result in increased realization of net short-term capital gains (which are taxable to shareholders as ordinary income when distributed to them), higher taxable distributions and lower the Fund's after-tax performance.

*Securities Market Risk.* The value of securities owned by the Fund may go up or down, sometimes rapidly or unpredictably, due to factors affecting particular companies or the securities markets generally. A general downturn in the securities market may cause multiple asset classes to decline in value simultaneously, although equity securities generally have greater price volatility than fixed income securities. Despite gains in some markets after steep declines during certain periods of 2020, negative conditions and price declines may return unexpectedly and dramatically. In addition, the Fund could experience a loss when selling securities in order to meet unusually large or frequent redemption requests in times of overall market turmoil or declining prices for the securities sold.

*Stock Market Risk.* The risk that the value of equity securities may decline. Stock prices change daily, sometimes rapidly, in response to company activity and general economic and market conditions. Certain stocks may decline in value even during periods when the prices of equity securities in general are rising, or may not perform as well as the market in general. Stock prices may also experience greater volatility during periods of challenging market conditions such as the one that the market recently experienced. Additional stock market risk may be introduced when a particular equity security is traded on a foreign market. For more detail on the related risks involved in foreign markets, see Foreign Investment Risk above.

*Bond Market Risk.* The risk that the value and liquidity of debt securities may be reduced under certain circumstances. Bond prices can change daily, sometimes rapidly, in response to issuer activity and general economic and credit market conditions. Bond prices can be volatile and there can be severe limitations in the ability to value or sell certain bonds, including those that are of higher credit quality, during periods of reduced credit market liquidity such as the one that the market recently experienced.

*Short Sales Risk.* Short sales by the Fund that are not made "against-the-box" (that is when the Fund has an offsetting long position in the asset that it is selling short) theoretically involve unlimited loss potential since the market price of securities sold short may continuously increase. Short selling allows the Fund to profit from declines in market prices to the extent such decline exceeds the transaction costs and the costs of borrowing the securities. However, since the borrowed securities must be replaced by purchases at market prices in order to close out the short position, any appreciation in the price of the borrowed securities would result in a loss. Purchasing securities to close out the short position can itself cause the price of the securities to rise further, thereby exacerbating the loss. The Fund may mitigate such losses by replacing the securities sold short before the market price has increased significantly. Under adverse market conditions, the Fund might have difficulty purchasing securities to meet its short sale delivery obligations, and might have to sell portfolio securities to raise the capital necessary to meet its short sale obligations at a time when fundamental investment considerations would not favor such sales.

*Small and Medium Capitalization Risk (Equity Fund and Global Fund only).* The stocks of small and medium capitalization companies involve substantial risk. These companies may have limited product lines, markets or financial resources, and they may be dependent on a limited management group. Stocks of these companies may be subject to more abrupt or erratic market movements than those of larger, more established companies or the market averages in general.

*Total Return Swap Risk.* In a total return swap, the buyer receives a periodic return equal to the total return of a specified security, securities or index, for a specified period of time. In return, the buyer pays the counterparty a variable stream of payments, typically based upon short term interest rates, possibly plus or minus an agreed upon spread. For example, if the Fund enters into a swap where it agrees to exchange a floating rate of interest for a fixed rate of interest, the Fund may have to pay more money than it receives. Total return swaps entered into in which payments are not netted may entail greater risk than a swap entered into a net basis. There is a risk that adverse price movements in an instrument can result in a loss substantially greater than the Fund's initial investment in that instrument (in some cases, the potential loss is unlimited). If there is a default by the other party to such a transaction, the Fund will have contractual remedies pursuant to the agreements related to the transaction. However, particularly in the case of privately-negotiated instruments, there is a risk that the counterparty will not perform its obligations, which could leave the Fund worse off than if it had not entered into the position. These instruments are subject to high levels of volatility, in some cases due to the high levels of leverage the Fund may achieve with them.

**TEMPORARY DEFENSIVE POSITIONS:** To respond to adverse market, economic, political or other conditions, each Fund may invest 100% of its total assets, without limitation, in high-quality short-term debt securities and money market instruments. These short-term debt securities and money market instruments include: shares of money market mutual funds, commercial paper, certificates of deposit, bankers' acceptances, U.S. government securities and repurchase agreements. While a Fund is in a defensive position, the opportunity to achieve its investment objective will be limited. Furthermore, to the extent that a Fund invests in money market mutual funds for cash positions, there will be some duplication of expenses because the Fund pays its pro-rata portion of such money market funds' advisory fees and operational fees.

**PORTFOLIO HOLDINGS DISCLOSURE:** A description of the Funds' policies and procedures regarding the release of portfolio holdings information is available in the Funds' Statement of Additional Information ("SAI").

**OPERATIONAL AND CYBERSECURITY:** Fund operations, including business, financial, accounting, data processing systems or other operating systems and facilities may be disrupted, disabled or damaged as a result of a number of factors, including events that are wholly or partially beyond the Funds' control. For example, there could be electrical or telecommunications outages; degradation or loss of internet or web services; natural disasters, such as earthquakes, tornados and hurricanes; climate-change and climate-related events; disease pandemics; or events arising from local or larger scale political or social events, as well as terrorist acts.

The Funds are also subject to the risk of potential cyber incidents, which may include, but are not limited to, the harming of or unauthorized access to digital systems (for example, through "hacking" or infection by computer viruses or other malicious software code), denial-of-service attacks on websites, and the inadvertent or intentional release of confidential or proprietary information. Cyber incidents may, among other things, harm Fund operations, result in financial losses to the Funds and their shareholders, cause the release of confidential or highly restricted information, and result in regulatory penalties, reputational damage, and/or increased compliance, reimbursement or other compensation costs. Fund operations that may be disrupted or halted due to a cyber incident include trading, the processing of shareholder transactions, and the calculation of each Fund's NAV.

Issues affecting operating systems and facilities through cyber incidents, any of the scenarios described above, or other factors, may harm the Funds by affecting the Adviser, or other service providers, or issuers of securities in which the Funds invest. Although the Funds have business continuity plans and other safeguards in place, including what the Funds believe to be robust information security procedures and controls, there is no guarantee that these measures will prevent cyber incidents or prevent or ameliorate the effects of significant and widespread disruption to our physical infrastructure or operating systems. Furthermore, the Funds cannot directly control the security or other measures taken by unaffiliated service providers or the issuers of securities in which the Funds invest. Such risks at issuers of securities in which the Funds invest could result in material adverse consequences for such issuers, and may cause the Funds' investments in such securities to lose value.

## MANAGEMENT

**INVESTMENT ADVISER:** Anchor Capital Management Group, Inc., located at 15 Enterprise, Suite 450, Aliso Viejo, California 92656, serves as the Funds' investment adviser. The Adviser is registered with the SEC as an investment adviser under the Investment Advisers Act of 1940, as amended. The Adviser is a California corporation formed in 1995. Its clients are pooled investment vehicles and mutual funds. As of October 31, 2021, the Adviser had approximately \$447.9 million in asset under management.

Subject to the oversight of the Board of Trustees, the Adviser is responsible for managing the Funds' investments, placing trade orders and providing related administrative services and facilities under an Investment Advisory Agreement between the Fund and the Adviser.

The management fee set forth in the Investment Advisory Agreement is the percentage of the annualized average daily net assets for each Fund as set forth below, to be paid on a monthly basis. In addition to investment advisory fees, each Fund pays other expenses including costs incurred in connection with the maintenance of securities law registration, printing and mailing prospectuses and statements of additional information to shareholders, certain financial accounting services, taxes or governmental fees, custodial, transfer and shareholder servicing agent costs, expenses of outside counsel and independent accountants, preparation of shareholder reports and expenses of trustee and shareholders meetings.

The Adviser has contractually agreed to reduce its fees and/or absorb expenses of each Fund, until at least December 31, 2022, to ensure that total annual fund operating expenses after fee waiver and/or reimbursement (exclusive of any front-end or contingent deferred loads, taxes, brokerage fees and commissions, borrowing costs (such as interest and dividend expense on securities sold short), acquired fund fees and expenses, fees and expenses associated with investments in other collective investment vehicles or derivative instruments (including for example option and swap fees and expenses), or extraordinary expenses such as litigation) will not exceed 2.00% of each Fund's average daily net assets attributable to Advisor Class shares subject to possible recoupment from each Fund in future years within three years after the fees have been waived or reimbursed if such recoupment can be achieved within the lesser of the foregoing expense limits or the expense limits in place at the time of the recoupment. Fee waiver and reimbursement arrangements can decrease each Fund's expenses and boost its performance. A discussion regarding the basis for the Board of Trustees' renewal of the advisory agreement with respect to the Funds is available in the Funds' annual report to shareholders dated August 31, 2021.

Fund	Advisory Fee	Expense Cap
Credit Fund	1.60%	Advisor Class – 2.00%
Equity Fund	1.60%	Advisor Class – 2.00%
Global Fund	1.60%	Advisor Class – 2.00%
Municipal Fund	1.60%	Advisor Class – 2.00%

During the fiscal year ended August 31, 2021, the Adviser earned the following:

Fund	Advisory Fee Earned
Credit Fund	1.54%
Equity Fund	1.60%
Global Fund	1.39%
Municipal Fund	1.25%

**PORTFOLIO MANAGERS:** Garrett Waters, Chief Executive Officer of the Adviser and Eric Leake, President and Chief Investment Officer of the Adviser have served as each Fund's portfolio managers since each Fund commenced operations in 2015 (Credit Fund), 2016 (Equity Fund and Municipal Fund) and 2019 (Global Fund).

**Garrett Waters:** Garrett Waters has been a Partner and Chief Executive Officer with the Adviser since 2009. Prior to joining the Adviser, Mr. Waters started his investment career in the institutional investment management division at J.P. Morgan Investment Management. He then went on to hold positions with Barclays Global Investors, Hollencrest Capital Management, and Pacific Financial Advisors. Mr. Waters is a graduate of Villanova University with a degree in business.

**Eric Leake:** Eric Leake is a Partner and Chief Investment Officer of the Adviser, where he has served as Chief Investment Officer and portfolio manager for the Adviser's separate accounts since 1996. He is an active member of the Market Technicians Association (MTA), American Association of Professional Technical Analysts (AAPTA), and National Association of Active Investment Managers (NAAIM). Mr. Leake attended Azusa Pacific University from 1988 – 1992.

The portfolio managers are supported by other members of the Adviser's investment team who provide research, analysis and trading support.

The SAI provides additional information about the portfolio managers' compensation, other accounts managed and ownership of Fund shares.

## HOW SHARES ARE PRICED

---

Shares of each Fund are sold at NAV. The NAV of each Fund is determined at close of regular trading (normally 4:00 p.m. Eastern Time) on each day the New York Stock Exchange (“NYSE”) is open for business. NAV is computed by determining, on a per class basis, the aggregate market value of all assets of each Fund, less its liabilities, divided by the total number of shares outstanding ((assets-liabilities)/number of shares = NAV). The NYSE is closed on weekends and New Year’s Day, Martin Luther King, Jr. Day, Presidents’ Day, Good Friday, Memorial Day, Juneteenth, Independence Day, Labor Day, Thanksgiving Day and Christmas Day (“NYSE Close”). The NAV takes into account, on a per class basis, the expenses and fees of each Fund, including management, administration, and distribution fees, which are accrued daily. The determination of NAV for each Fund for a particular day is applicable to all applications for the purchase of shares, as well as all requests for the redemption of shares, received by each Fund (or an authorized broker or agent, or its authorized designee) before the close of trading on the NYSE on that day.

Generally, each Fund’s securities, including securities issued by ETFs, are valued each day at the last quoted sales price on each security’s primary exchange. Securities traded or dealt in upon one or more securities exchanges (whether domestic or foreign) for which market quotations are readily available and not subject to restrictions against resale shall be valued at the last quoted sales price on the primary exchange or, in the absence of a sale on the primary exchange, at the mean between the current bid and ask prices on such exchange. Securities primarily traded in the National Association of Securities Dealers’ Automated Quotation System (“NASDAQ”) National Market System for which market quotations are readily available shall be valued using the NASDAQ Official Closing Price. Securities that are not traded on any securities exchange (whether domestic or foreign) and for which over-the-counter market quotations are readily available generally shall be valued at the last sale price or, in the absence of a sale, at the mean between the current bid and ask price on such over-the-counter market. Debt securities not traded on an exchange may be valued at prices supplied by a pricing agent(s) based on broker or dealer supplied valuations or matrix pricing, a method of valuing securities by reference to the value of other securities with similar characteristics, such as rating, interest rate and maturity.

If market quotations are not readily available, securities will be valued at their fair market value as determined using the “fair value” procedures approved by the Board of Trustees. Fair value pricing involves subjective judgments and it is possible that the fair value determined for a security may be materially different than the value that could be realized upon the sale of that security. The fair value prices can differ from market prices when they become available or when a price becomes available. The Board of Trustees has delegated execution of these procedures to a fair value team composed of one or more representatives from each of the (i) Trust, (ii) administrator, and (iii) Adviser. The team may also enlist third party consultants such as an audit firm or financial officer of a security issuer on an as-needed basis to assist in determining a security-specific fair value. The Board of Trustees reviews and ratifies the execution of this process and the resultant fair value prices at least quarterly to assure the process produces reliable results.

Each Fund may use independent pricing services to assist in calculating the value of its securities. In addition, market prices for foreign securities are not determined at the same time of day as the NAV for each Fund. Because each Fund may invest in underlying ETFs which hold portfolio securities primarily listed on foreign exchanges, and these exchanges may trade on weekends or other days when the underlying ETFs do not price their shares, the value of some of each Fund’s portfolio securities may change on days when you may not be able to buy or sell Fund shares.

In computing NAV, each Fund values foreign securities held by it at the latest closing price on the exchange in which they are traded immediately prior to closing of the NYSE. Prices of foreign securities quoted in foreign currencies are translated into U.S. dollars at current rates. If events materially affecting the value of a security in a Fund’s portfolio, particularly foreign securities, occur after the close of trading on a foreign market but before the Fund prices its shares, the security will be valued at fair value. For example, if trading in a portfolio security is halted and does not resume before a Fund calculates its NAV, the Adviser may need to price the security using the Fund’s fair value pricing guidelines. Without a fair value price, short-term traders could take advantage of the arbitrage opportunity and dilute the NAV of long-term investors. Fair valuation of a Fund’s portfolio securities can serve to reduce arbitrage opportunities available to short-term traders, but there is no assurance that fair value pricing policies will prevent dilution of a Fund’s NAV by short term traders. The determination of fair value involves subjective judgments. As a result, using fair value to price a security may result in a price materially different from the prices used by other mutual funds to determine NAV, or from the price that may be realized upon the actual sale of the security.

With respect to any portion of a Fund’s assets that are invested in one or more open-end management investment companies registered under the 1940 Act, the Fund’s NAV is calculated based upon the NAVs of those open-end management investment companies, and the prospectuses for these companies explain the circumstances under which those companies will use fair value pricing and the effects of using fair value pricing.

## HOW TO PURCHASE SHARES

---

**Share Classes:** This Prospectus describes Advisor Class shares offered by each Fund. Another class of shares of each Fund is offered for sale through a separate prospectus. The main differences between the share classes are investment minimums, ongoing fees and distribution channels they are sold through. In choosing which class of shares to purchase, you should consider which are available to you, and, if available to you, which will be most beneficial to you, given the amount of your purchase and the length of time you expect to hold the shares. Each class of shares in the Funds represents interest in the same portfolio of investments within the Funds. Advisor Class shares are only available for purchase through brokers or agents who have entered into selling agreements with the Funds' distributor. All share classes may not be available for purchase in all states

Advisor Class shares are offered at their NAV without an initial sales charge. This means that 100% of your initial investment is placed into shares of each Fund. The minimum initial investment in the Advisor Class shares is \$1,000 for all types of accounts and the minimum subsequent investment is \$100. There are no sales charges on reinvested distributions.

**Purchasing Shares:** You may purchase shares of each Fund by sending a completed application form (the "Application") to the following address:

***Regular Mail***  
**Anchor Risk Managed Credit Strategies Fund**  
**Anchor Risk Managed Equity Strategies Fund**  
**Anchor Risk Managed Global Strategies Fund**  
**Anchor Risk Managed Municipal Strategies Fund**  
c/o Ultimus Fund Solutions, LLC  
P.O. Box 46707  
Cincinnati, Ohio 45246

***Express/Overnight Mail***  
**Anchor Risk Managed Credit Strategies Fund**  
**Anchor Risk Managed Equity Strategies Fund**  
**Anchor Risk Managed Global Strategies Fund**  
**Anchor Risk Managed Municipal Strategies Fund**  
c/o Ultimus Fund Solutions, LLC  
225 Pictoria Drive, Suite 450  
Cincinnati, Ohio 45246

The USA PATRIOT Act requires financial institutions, including the Funds, to adopt certain policies and programs to prevent money-laundering activities, including procedures to verify the identity of customers opening new accounts. As requested on the Application, you should supply your full name, date of birth, social security number and permanent street address. Mailing addresses containing a P.O. Box will not be accepted. This information will assist the Funds in verifying your identity. Until such verification is made, the Funds may temporarily limit additional share purchases. In addition, the Funds may limit additional share purchases or close an account if it is unable to verify a shareholder's identity. As required by law, the Funds may employ various procedures, such as comparing the information to fraud databases or requesting additional information or documentation from you, to ensure that the information supplied by you is correct.

***Purchase through a Broker:*** You may invest in each Fund through a broker that has entered into a selling agreement with the Funds' distributor. The broker is authorized to receive purchase and redemption orders on behalf of each Fund. Such broker is authorized to designate other intermediaries to receive purchase and redemption orders on each Fund's behalf. Each Fund will be deemed to have received a purchase or redemption order when an authorized broker or its designee receives the order. The broker or agent may set their own initial and subsequent investment minimums. You may be charged a fee if you use a broker or agent to buy or redeem shares of each Fund. Finally, various servicing agents use procedures and impose restrictions that may be in addition to, or different from those applicable to investors purchasing shares directly from each Fund. You should carefully read the program materials provided to you by your servicing agent.

***Purchase by Wire:*** If you wish to wire money to make an investment in a Fund, please call the Fund at 1-844-594-1226 for wiring instructions and to notify the Fund that a wire transfer is coming. Any commercial bank can transfer same-day funds via wire. The Funds will normally accept wired funds for investment on the day received if they are received by the Funds' designated bank before the close of regular trading on the NYSE. Your bank may charge you a fee for wiring same-day funds.

***Automated Clearing House (ACH) Purchase:*** Current shareholders may purchase additional shares via Automated Clearing House ("ACH"). To have this option added to your account, please send a letter to the Fund requesting this option and supply a voided check for the bank account. Only bank accounts held at domestic institutions that are ACH members may be used for these transactions.

You may not use ACH transactions for your initial purchase of Fund shares. ACH purchases will be effective at the closing price per share on the business day after the order is placed. The Fund may alter, modify or terminate this purchase option at any time.

Shares purchased by ACH will not be available for redemption until the transactions have cleared. Shares purchased via ACH transfer may take up to 15 days to clear.

***Automatic Investment Plan:*** You may participate in the Funds' Automatic Investment Plan, an investment plan that automatically moves money from your bank account and invests it in a Fund through the use of electronic funds transfers or automatic bank drafts. You may elect to make subsequent investments by transfers of a minimum of \$100 on specified days of each month into your established Fund account. Please contact the Funds at 1-844-594-1226 for more information about the Funds' Automatic Investment Plan.



**Minimum and Additional Investment Amounts:** The minimum initial investment in each Fund’s Advisor Class shares is \$1,000 for all account types, and the minimum subsequent investment is \$100. There is no minimum investment requirement when you are buying shares by reinvesting dividends and distributions from each Fund. Each Fund reserves the right to waive any investment minimum requirement.

Each Fund reserves the right, in its sole discretion, to reject any Application to purchase shares. Applications will not be accepted unless they are accompanied by a check drawn on a U.S. bank, thrift institutions, or credit union in U.S. funds for the full amount of the shares to be purchased. After you open an account, you may purchase additional shares by sending a check together with written instructions stating the name(s) on the account and the account number, to the above address. Make all checks payable to the applicable Fund. The Funds will not accept payment in cash, credit cards, cashier’s checks or money orders. Also, to prevent check fraud, the Funds will not accept third-party checks, U.S. Treasury checks, credit card checks or starter checks for the purchase of shares. Redemptions of shares of any Fund purchased by check may be subject to a hold period until the check has been cleared by the issuing bank. To avoid such holding periods, shares may be purchased through a broker or by wire, as described in this section.

*Note:* Ultimus Fund Solutions, LLC, the Funds’ transfer agent, will charge a \$25 fee against a shareholder’s account, in addition to any loss sustained by a Fund, for any check returned to the transfer agent for insufficient funds.

**When Order is Processed:** All shares will be purchased at the NAV per share (plus applicable sales charges, if any) next determined after a Fund receives your application or request in good order. All requests received in good order by a Fund before 4:00 p.m. (Eastern Time) will be processed on that same day. Requests received after 4:00 p.m. (Eastern Time) will be processed on the next business day.

**Good Order:** When making a purchase request, make sure your request is in good order. “Good order” means your purchase request includes:

- the name of the applicable Fund;
- the dollar amount of shares to be purchased;
- a completed purchase application or investment stub; and
- check payable to the applicable Fund.

**Retirement Plans:** You may purchase shares of each Fund for your individual retirement plans. Please call each Fund at 1-844-594-1226 for the most current listing and appropriate disclosure documentation on how to open a retirement account.

## HOW TO REDEEM SHARES

---

**Redeeming Shares:** Each Fund typically expects that it will take up to three business days following the receipt of your redemption request to pay out redemption proceeds by check or electronic transfer. Each Fund typically expects to pay redemptions from cash, cash equivalent, proceeds from the sale of Fund shares, any lines of portfolio securities. These redemption payment methods will be used in regular and stressed market conditions. You may redeem all or any portion of the shares credited to your account by submitting a written request for redemption to:

### *Regular Mail*

**Anchor Risk Managed Credit Strategies Fund**  
**Anchor Risk Managed Equity Strategies Fund**  
**Anchor Risk Managed Global Strategies Fund**  
**Anchor Risk Managed Municipal Strategies Fund**  
c/o Ultimus Fund Solutions, LLC  
P.O. Box 46707  
Cincinnati, Ohio 45246

### *Express/Overnight Mail*

**Anchor Risk Managed Credit Strategies Fund**  
**Anchor Risk Managed Equity Strategies Fund**  
**Anchor Risk Managed Global Strategies Fund**  
**Anchor Risk Managed Municipal Strategies Fund**  
c/o Ultimus Fund Solutions, LLC  
225 Pictoria Drive, Suite 450  
Cincinnati, Ohio 45246

**Redemptions by Telephone:** The telephone redemption privilege is automatically available to all new accounts. If you do not want the telephone redemption privilege, you must indicate this in the appropriate area on your account application or you must write to each Fund and instruct it to remove this privilege from your account. The proceeds, which are equal to number of shares times NAV less any applicable deferred sales charges or redemption fees, will be sent by mail to the address designated on your account or sent electronically, via ACH or wire, directly to your existing account in a bank or brokerage firm in the United States as designated on our application. To redeem by telephone, call 1-844-594-1226.

During periods of high market activity, you may encounter higher than usual wait times. Please allow sufficient time to ensure that you will be able to complete your telephone transaction prior to market close. Neither the Funds nor their transfer agent will be held liable if you are unable to place your trade due to high call volume.

Each Fund reserves the right to suspend the telephone redemption privileges with respect to your account if the name(s) or the address on the account has been changed within the previous 30 days. Neither the Funds, the transfer agent, nor their respective affiliates will be liable for complying with telephone instructions they reasonably believe to be genuine or for any loss, damage, cost or expenses in acting on such telephone instructions and you will be required to bear the risk of any such loss. The Funds or the transfer agent, or both, will employ reasonable procedures to determine that telephone instructions are genuine. If the Funds and/or the transfer agent do not employ these procedures, they may be liable to you for losses due to unauthorized or fraudulent instructions. These procedures may include, among others, requiring forms of personal identification prior to acting upon telephone instructions, providing written confirmation of the transactions and/or tape recording telephone instructions.

*Redemptions through Broker:* Since shares of each Fund are held by a broker-dealer, you must contact that broker-dealer to redeem shares of a Fund. The servicing agent may charge a fee for this service.

*Redemptions by Wire:* You may request that your redemption proceeds be wired directly to your bank account. The Funds' transfer agent imposes a \$15 fee for each wire redemption and deducts the fee directly from your account. Your bank may also impose a fee for the incoming wire.

*Systematic Withdrawal Plan:* If your individual account, IRA or other qualified plan account has a current account value of at least \$50,000, you may participate in the Funds' Systematic Withdrawal Plan, an investment plan that automatically moves money to your bank account from the Funds through the use of electronic funds transfers. You may elect to make subsequent withdrawals by transfers of a minimum of \$500 on specified days of each month into your established bank account. Please contact the Funds at 1-844-594-1226 for more information about the Funds' Systematic Withdrawal Plan.

*Redemptions in Kind:* Each Fund reserves the right to honor requests for redemption or repurchase orders by making payment in whole or in part in readily marketable securities ("redemption in kind") if the amount is greater than \$250,000 or 1% of each Fund's assets. The securities will be chosen by each Fund and valued using each Fund's net asset value pricing procedures. A shareholder will be exposed to market risk until these securities are converted to cash and may incur transaction expenses in converting these securities to cash.

*When Redemptions are Sent:* Once a Fund receives your redemption request in "good order" as described below, it will issue a check based on the next determined NAV following your redemption request. The redemption proceeds normally will be sent by mail or by wire within three business days after receipt of a request in "good order." If you purchase shares using a check and soon after request a redemption, your redemption proceeds, which are payable at the next determined NAV following the receipt your redemption request in "good order," as described below, will not be sent until the check used for your purchase has cleared your bank.

**Good Order:** Your redemption request will be processed if it is in "good order." To be in good order, the following conditions must be satisfied:

- The request should be in writing, unless redeeming by telephone, indicating the number of shares or dollar amount to be redeemed;
- The request must identify your account number;
- The request should be signed by you and any other person listed on the account, exactly as the shares are registered; and
- If you request that the redemption proceeds be sent to a person, bank or an address other than that of record or paid to someone other than the record owner(s), or if the address was changed within the last 30 days, or if the proceeds of a requested redemption exceed \$50,000, the signature(s) on the request must be medallion signature guaranteed by an eligible signature guarantor.

**When You Need Medallion Signature Guarantees:** If you wish to change the bank or brokerage account that you have designated on your account, you may do so at any time by writing to the Funds with your signature guaranteed. A medallion signature guarantee assures that a signature is genuine and protects you from unauthorized account transfers. You will need your signature guaranteed if:

- you request a redemption to be made payable to a person not on record with the Funds;
- you request that a redemption be mailed to an address other than that on record with the Funds;
- the proceeds of a requested redemption exceed \$50,000;
- any redemption is transmitted by federal wire transfer to a bank other than the bank of record; or
- your address was changed within 30 days of your redemption request.

Signatures may be guaranteed by any eligible guarantor institution (including banks, brokers and dealers, credit unions, national securities exchanges, registered securities associations, clearing agencies and savings associations). Further documentation will be required to change the designated account if shares are held by a corporation, fiduciary or other organization. *A notary public cannot guarantee signatures.*

**Retirement Plans:** If you own an IRA or other retirement plan, you must indicate on your redemption request whether the Funds should withhold federal income tax. Unless you elect in your redemption request that you do not want to have federal tax withheld, the redemption will be subject to withholding.

**Low Balances:** If at any time your account balance falls below \$2,500, a Fund may notify you that, unless the account is brought up to at least \$2,500 within 30 days of the notice, your account could be closed. After the notice period, the Fund may redeem all of your shares and close your account by sending you a check to the address of record. Your account will not be closed if the account balance drops below \$2,500 due to a decline in NAV. The Funds will not charge any redemption fee on involuntary redemptions.

## **FREQUENT PURCHASES AND REDEMPTIONS OF FUND SHARES**

---

Each Fund discourages and does not accommodate market timing. Frequent trading into and out of a Fund can harm all Fund shareholders by disrupting the Fund's investment strategies, increasing Fund expenses, decreasing tax efficiency and diluting the value of shares held by long-term shareholders. Each Fund is designed for long-term investors and is not intended for market timing or other disruptive trading activities. Accordingly, the Board of Trustees has approved policies that seek to curb these disruptive activities while recognizing that shareholders may have a legitimate need to adjust their Fund investments as their financial needs or circumstances change. Each Fund currently uses several methods to reduce the risk of market timing. These methods include:

- Committing staff to review, on a continuing basis, recent trading activity in order to identify trading activity that may be contrary to each Funds' Market Timing Trading Policy;
- Rejecting or limiting specific purchase requests; and
- Rejecting purchase requests from certain investors.

Though these methods involve judgments that are inherently subjective and involve some selectivity in their application, each Fund seeks to make judgments and applications that are consistent with the interests of Fund shareholders.

Based on the frequency of redemptions in your account, the adviser or transfer agent may in its sole discretion determine that your trading activity is detrimental to a Fund as described in the Fund' Market Timing Trading Policy and elect to reject or limit the amount, number, frequency or method for requesting future purchases or redemptions into the Fund.

Each Fund reserves the right to reject or restrict purchase requests for any reason, particularly when the shareholder's trading activity suggests that the shareholder may be engaged in market timing or other disruptive trading activities. Neither the Fund nor the Adviser will be liable for any losses resulting from rejected purchase orders. The Adviser may also bar an investor who has violated these policies (and the investor's financial advisor) from opening new accounts with any Fund.

Although the Funds attempt to limit disruptive trading activities, some investors use a variety of strategies to hide their identities and their trading practices. There can be no guarantee that each Fund will be able to identify or limit these activities. Omnibus account arrangements are common forms of holding shares of each Fund. While each Fund will encourage financial intermediaries to apply each Funds' Market Timing Trading Policy to their customers who invest indirectly in a Fund, each Fund is limited in its ability to monitor the trading activity or enforce its Funds' Market Timing Trading Policy with respect to customers of financial intermediaries. For example, should it occur, a Fund may not be able to detect market timing that may be facilitated by financial intermediaries or made difficult to identify in the omnibus accounts used by those intermediaries for aggregated purchases, exchanges and redemptions on behalf of all their customers. More specifically, unless the financial intermediaries have the ability to apply the Funds' Market Timing Trading Policy to their customers through such methods as implementing short-term trading limitations or restrictions and monitoring trading activity for what might be market timing, each Fund may not be able to determine whether trading by customers of financial intermediaries is contrary to its Market Timing Trading Policy. Brokers maintaining omnibus accounts with the Funds have agreed to provide shareholder transaction information to the extent known to the broker to the Funds upon request. If any Fund or its transfer agent or shareholder servicing agent suspects there is market timing activity in the account, the Fund will seek full cooperation from the service provider maintaining the account to identify the underlying participant. At the request of the Adviser, the service providers may take immediate action to stop any further short-term trading by such participants.

## TAX STATUS, DIVIDENDS AND DISTRIBUTIONS

---

Any sale or exchange of a Fund's shares may generate tax liability (unless you are a tax-exempt investor or your investment is in a qualified retirement account). When you redeem your shares you may realize a taxable gain or loss. This is measured by the difference between the proceeds of the sale and the tax basis for the shares you sold. (To aid in computing your tax basis, you generally should retain your account statements for the period that you hold shares in each Fund).

Dividends from net investment income, if any, are declared quarterly by the CreditFund, Equity Fund and Global Fund; and monthly by the Municipal Fund. Each Fund distributes its net capital gains, if any, annually. Both types of distributions will be reinvested in shares of each Fund unless you elect to receive cash. Dividends from net investment income (including any excess of net short-term capital gain over net long-term capital loss) are taxable to investors as ordinary income, while distributions of net capital gain (the excess of net long-term capital gain over net short-term capital loss) are generally taxable as long-term capital gain, regardless of your holding period for the shares. Any dividends or capital gain distributions you receive from a Fund will normally be taxable to you when made, regardless of whether you reinvest dividends or capital gain distributions or receive them in cash. Certain dividends or distributions declared in October, November or December will be taxed to shareholders as if received in December if they are paid during the following January. Each year the Funds will inform you of the amount and type of your distributions. IRAs and other qualified retirement plans are exempt from federal income taxation until retirement proceeds are paid out to the participant. Your redemptions, including exchanges, may result in a capital gain or loss for federal tax purposes. A capital gain or loss on your investment is the difference between the cost of your shares, including any sales charges, and the amount you receive when you sell them. The Funds must report to the IRS and furnish to shareholders the cost basis information for shares purchased and sold. The Funds have chosen average cost as its standing (default) tax lot identification method for all shareholders, which means the Funds will use this method to determine which specific shares are deemed to be sold when there are multiple purchases on different dates at differing NAVs, and the entire position is not sold at one time. Shareholders may, however, choose a method other than the Fund's standing method at the time of their purchase or upon sale of covered shares. Shareholders should consult their tax advisors to determine the best IRS-accepted cost basis method for their tax situation and to obtain more information about how cost basis reporting applies to them. Shareholders also should carefully review the cost basis information provided to them by the Funds and make any additional basis, holding period or other adjustments that are required when reporting these amounts on their federal income tax returns.

On the Application, you will be asked to certify that your social security number or taxpayer identification number is correct and that you are not subject to backup withholding for failing to report income to the IRS. If you are subject to backup withholding or you did not certify your taxpayer identification number, the IRS requires each Fund to withhold a percentage of any dividend, redemption or exchange proceeds. Each Fund reserves the right to reject any application that does not include a certified social security or taxpayer identification number. If you do not have a social security number, you should indicate on the purchase form that your application to obtain a number is pending. Each Fund is required to withhold taxes if a number is not delivered to the Fund within seven days.

This summary is not intended to be and should not be construed to be legal or tax advice. You should consult your own tax advisers to determine the tax consequences of owning a Fund's shares.

## DISTRIBUTION OF SHARES

---

**DISTRIBUTOR:** Northern Lights Distributors, LLC, (the "Distributor") located at 4221 North 203rd Street, Suite 100, Elkhorn, Nebraska 68022, is the distributor for the shares of each Fund. Northern Lights Distributors, LLC is a registered broker-dealer and member of the Financial Industry Regulatory Authority, Inc. ("FINRA"). Shares of each Fund are offered on a continuous basis. The Distributor or an affiliate may, from time to time, at its expense and out of its own resources, make cash payments to some but not all brokers, dealers or financial intermediaries ("securities dealers") for shareholder services, as an incentive to sell shares of each Fund and/or to promote retention of their customers' assets in each Fund. These payments may be referred to as "revenue sharing," but do not change the price paid by investors to purchase a Fund's shares or the amount each Fund receives as proceeds from such sales. Revenue sharing payments may be made to securities dealers that provide services to each Fund or its shareholders, including (without limitation) shareholder servicing, transaction processing, sub-accounting or marketing support. The Distributor negotiates the level of payments described above to any particular securities dealers with each firm, based on, among other things, the nature and level of services provided by such securities dealers and the significance of the overall relationship of the securities dealers to the Distributor and its affiliate. The amount of these payments may be significant and may create an incentive for the securities dealers to sell shares of each Fund to you or to recommend one fund complex over another. Please speak with your securities dealer to learn more about payments made to them by the Distributor or an affiliate.

**HOUSEHOLDING:** To reduce expenses, the Funds mail only one copy of the prospectus and each annual and semi-annual report to those addresses shared by accounts that have elected to receive paper copies of these documents. If you wish to receive individual copies of these documents, please call the Funds at 1-844-594-1226 on days the Funds are open for business or contact your financial institution. The Funds will begin sending you individual copies thirty days after receiving your request.

## FINANCIAL HIGHLIGHTS

The financial highlights tables are intended to help you better understand Credit Fund, Equity Fund, Global Fund and Municipal Fund's financial performance for the period since each Fund's inception.. Certain information reflects financial results for a single Fund share. Total return represent the rate that an investor would have earned (or lost) on an investment in each of Equity Fund, Global Fund and Municipal Fund, assuming reinvestment of all dividends and distributions. This information has been audited by BBD, LLP, an independent registered public accounting firm, whose report, along with each of Equity Fund, Global Fund and Municipal Fund's financial statements, is included in the Funds' annual report, which is available upon request.

### Anchor Risk Managed Credit Strategies Fund FINANCIAL HIGHLIGHTS

Per Share Data and Ratios for a Share of Beneficial Interest Outstanding Throughout the Period Presented.

	<b>Advisor Class</b>
	<b>For the</b>
	<b>Period* Ended</b>
	<b>August 31, 2021</b>
Net asset value, beginning of period	\$ 10.37
Activity from investment operations:	
Net investment income <sup>(1)(6)(11)</sup>	0.07
Net realized and unrealized gain on investments	0.54
Total from investment operations	0.61
Less distributions:	
From net investment income	(0.16)
From net realized gains	(0.01)
Total distributions	(0.17)
Net asset value, end of period	\$ 10.81
Total return <sup>(2)</sup>	5.92% <sup>(3)</sup>
Net assets, end of period (000s)	\$ 7,545
Ratio of gross expenses to average net assets including interest and dividend expense <sup>(5)(7)(9)</sup>	2.44% <sup>(4)</sup>
Ratio of net expenses to average net assets including interest and dividend expense <sup>(5)(8)</sup>	2.33% <sup>(4)</sup>
Ratio of net investment income to average net assets <sup>(5)(6)</sup>	0.64% <sup>(4)</sup>
Portfolio turnover rate	727% <sup>(10)</sup>

\* For the period September 11, 2020 (commencement of operations) through August 31, 2021.

(1) Per share amounts calculated using the average shares method, which more appropriately presents the per share data for the period.

(2) Total returns are historical in nature and assume changes in share price, and reinvestment of dividends and capital gains distributions, if any.

(3) Not annualized.

(4) Annualized.

(5) The ratios of expenses to average net assets and net investment income to average net assets do not reflect the expenses of the underlying investment companies in which the Fund invests.

(6) Recognition of net investment income (loss) by the Fund is affected by the timing and declaration of dividends by the underlying investment companies in which the Fund invests.

(7) Ratio of gross expenses to average net assets excluding interest expense and dividend expense<sup>(5)</sup> 2.11%

(8) Ratio of net expenses to average net assets excluding interest expense and dividend expense<sup>(5)</sup> 2.00%

(9) Represents the ratio of expenses to average net assets absent fee waivers and/or expense reimbursements by the adviser.

(10) The portfolio turnover rate is for the entire Fund for the year ended August 31, 2021.

(11) Does not include the expenses of the underlying investment companies in which the Fund invests.

**Anchor Risk Managed Equity Strategies Fund**  
**FINANCIAL HIGHLIGHTS**

Per Share Data and Ratios for a Share of Beneficial Interest Outstanding Throughout Each Year/Period Presented.

	<b>Advisor Class</b>	
	<b>For the Year Ended August 31, 2021</b>	<b>For the Period Ended August 31, 2020*</b>
Net asset value, beginning of year/period	\$ 13.19	\$ 11.07
Activity from investment operations:		
Net investment loss <sup>(1)(6)(10)</sup>	(0.21)	(0.06)
Net realized and unrealized gain on investments	2.30	2.18
Total from investment operations	2.09	2.12
Net asset value, end of year/period	\$ 15.28	\$ 13.19
Total return <sup>(2)</sup>	15.85%	19.15% <sup>(3)</sup>
Net assets, end of year/period (000s)	\$ 143,664	\$ 15,385
Ratio of gross expenses to average net assets including interest and dividend expense <sup>(5)(7)</sup>	1.86%	1.90% <sup>(4)</sup>
Ratio of net expenses to average net assets including interest and dividend expense <sup>(5)(8)</sup>	1.86%	1.90% <sup>(4)</sup>
Ratio of net investment loss to average net assets <sup>(5)(6)</sup>	(1.49)%	(1.34)% <sup>(4)</sup>
Portfolio turnover rate	0%	204% <sup>(9)</sup>

\* For the period April 30, 2020 (commencement of operations) through August 31, 2020.

(1) Per share amounts calculated using the average shares method, which more appropriately presents the per share data for the period.

(2) Total returns are historical in nature and assume changes in share price, and reinvestment of dividends and capital gains distributions, if any.

(3) Not annualized.

(4) Annualized.

(5) The ratios of expenses to average net assets and net investment loss to average net assets do not reflect the expenses of the underlying investment companies in which the Fund invests.

(6) Recognition of net investment loss by the Fund is affected by the timing and declaration of dividends by the underlying investment companies in which the Fund invests.

(7) Ratio of gross expenses to average net assets excluding interest expense and dividend expense<sup>(5)</sup> 1.86% 1.90%

(8) Ratio of net expenses to average net assets excluding interest expense and dividend expense<sup>(5)</sup> 1.86% 1.90%

(9) The portfolio turnover rate is for the entire Fund for the year ended August 31, 2020.

(10) Does not include the expenses of the underlying investment companies in which the Fund invests.

## Anchor Risk Managed Global Strategies Fund

### FINANCIAL HIGHLIGHTS

Per Share Data and Ratios for a Share of Beneficial Interest Outstanding Throughout Each Year/Period Presented.

	<b>Advisor Class</b>	
	<b>For the Year Ended August 31, 2021</b>	<b>For the Period Ended August 31, 2020*</b>
Net asset value, beginning of year/period	\$ 11.26	\$ 11.05
Activity from investment operations:		
Net investment loss <sup>(1)(6)(13)</sup>	(0.23)	(0.00) <sup>(9)</sup>
Net realized and unrealized gain on investments	1.56	0.21
Total from investment operations	1.33	0.21
Less distributions:		
From net investment income	(0.02)	—
From net realized gains	(0.12)	—
Total distributions	(0.14)	—
Net asset value, end of year/period	\$ 12.45	\$ 11.26
Total return <sup>(2)</sup>	11.94%	1.90% <sup>(3)</sup>
Net assets, end of year/period (000s)	\$ 6,777	\$ 11 <sup>(7)</sup>
Ratio of gross expenses to average net assets including interest and dividend expense <sup>(5)(8)(11)</sup>	2.15%	2.67% <sup>(4)</sup>
Ratio of net expenses to average net assets including interest and dividend expense <sup>(5)(12)</sup>	2.00%	2.00% <sup>(4)</sup>
Ratio of net investment loss to average net assets <sup>(5)(6)</sup>	(1.95)%	(0.00)% <sup>(4)</sup>
Portfolio turnover rate	118%	869% <sup>(10)</sup>

\* For the period July 15, 2020 (commencement of operations) through August 31, 2020.

(1) Per share amounts calculated using the average shares method, which more appropriately presents the per share data for the period.

(2) Total returns are historical in nature and assume changes in share price, and reinvestment of dividends and capital gains distributions, if any.

(3) Not annualized.

(4) Annualized.

(5) The ratios of expenses to average net assets and net investment loss to average net assets do not reflect the expenses of the underlying investment companies in which the Fund invests.

(6) Recognition of net investment loss by the Fund is affected by the timing and declaration of dividends by the underlying investment companies in which the Fund invests.

(7) Amount is actual; not presented in thousands.

(8) Represents the ratio of expenses to average net assets absent fee waivers and/or expense reimbursements by the adviser.

(9) Amount is less than \$0.005.

(10) The portfolio turnover rate is for the entire Fund for the year ended August 31, 2020.

(11) Ratio of gross expenses to average net assets excluding interest expense and dividend expense<sup>(5)</sup> 2.15% 2.67%

(12) Ratio of net expenses to average net assets excluding interest expense and dividend expense<sup>(5)</sup> 2.00% 2.00%

(13) Does not include the expenses of the underlying investment companies in which the Fund invests.

## Anchor Risk Managed Municipal Strategies Fund

### FINANCIAL HIGHLIGHTS

Per Share Data and Ratios for a Share of Beneficial Interest Outstanding Throughout Each Year/Period Presented.

	<b>Advisor Class</b>	
	<b>For the Year Ended August 31, 2021</b>	<b>For the Period Ended August 31, 2020*</b>
Net asset value, beginning of year/period	\$ 10.06	\$ 10.06
Activity from investment operations:		
Net investment income <sup>(1)(6)(13)</sup>	0.21	0.00 <sup>(9)</sup>
Net realized and unrealized gain on investments	0.87	—
Total from investment operations	1.08	—
Less distributions:		
From net investment income	(0.10)	—
Total distributions	(0.10)	—
Net asset value, end of year/period	\$ 11.04	\$ 10.06
Total return <sup>(2)</sup>	10.80%	0.00% <sup>(3)</sup>
Net assets, end of year/period (000s)	\$ 1,786	\$ 10 <sup>(7)</sup>
Ratio of gross expenses to average net assets including interest and dividend expense <sup>(5)(8)(11)</sup>	2.41%	2.23% <sup>(4)</sup>
Ratio of net expenses to average net assets including interest and dividend expense <sup>(5)(12)</sup>	2.00%	2.00% <sup>(4)</sup>
Ratio of net investment income to average net assets <sup>(5)(6)</sup>	1.91%	0.00% <sup>(4)</sup>
Portfolio turnover rate	13%	153% <sup>(10)</sup>

\* For the period July 15, 2020 (commencement of operations) through August 31, 2020.

(1) Per share amounts calculated using the average shares method, which more appropriately presents the per share data for the period.

(2) Total returns are historical in nature and assume changes in share price, and reinvestment of dividends and capital gains distributions, if any.

(3) Not annualized.

(4) Annualized.

(5) The ratios of expenses to average net assets and net investment income to average net assets do not reflect the expenses of the underlying investment companies in which the Fund invests.

(6) Recognition of net investment income by the Fund is affected by the timing and declaration of dividends by the underlying investment companies in which the Fund invests.

(7) Amount is actual; not presented in thousands.

(8) Represents the ratio of expenses to average net assets absent fee waivers and/or expense reimbursements by the adviser.

(9) Amount is less than \$0.005.

(10) The portfolio turnover rate is for the entire Fund for the year ended August 31, 2020.

(11) Ratio of gross expenses to average net assets excluding interest expense and dividend expense<sup>(5)</sup> 2.41% 2.23%

(12) Ratio of net expenses to average net assets excluding interest expense and dividend expense<sup>(5)</sup> 2.00% 2.00%

(13) Does not include the expenses of the underlying investment companies in which the Fund invests.



# PRIVACY NOTICE

## NORTHERN LIGHTS FUND TRUST IV

Rev. August 2015

### FACTS

#### WHAT DOES NORTHERN LIGHTS FUND TRUST IV DO WITH YOUR PERSONAL INFORMATION?

##### Why?

Financial companies choose how they share your personal information. Federal law gives consumers the right to limit some, but not all sharing. Federal law also requires us to tell you how we collect, share, and protect your personal information. Please read this notice carefully to understand what we do.

##### What?

The types of personal information we collect and share depends on the product or service that you have with us. This information can include:

- Social Security number and wire transfer instructions
- account transactions and transaction history
- investment experience and purchase history

When you are *no longer* our customer, we continue to share your information as described in this notice.

##### How?

All financial companies need to share customers' personal information to run its everyday business. In the section below, we list the reasons financial companies can share its customers' personal information; the reasons Northern Lights Fund Trust IV chooses to share; and whether you can limit this sharing.

Reasons we can share your personal information:	Does Northern Lights Fund Trust IV share information?	Can you limit this sharing?
<b>For our everyday business purposes</b> - such as to process your transactions, maintain your account(s), respond to court orders and legal investigations, or report to credit bureaus.	YES	NO
<b>For our marketing purposes</b> - to offer our products and services to you.	NO	We don't share
<b>For joint marketing with other financial companies.</b>	NO	We don't share
<b>For our affiliates' everyday business purposes</b> - information about your transactions and records.	NO	We don't share
<b>For our affiliates' everyday business purposes</b> - information about your credit worthiness.	NO	We don't share
<b>For non-affiliates to market to you</b>	NO	We don't share

### QUESTIONS?

Call 1-631-490-4300

## PRIVACY NOTICE

### NORTHERN LIGHTS FUND TRUST IV

Page 2

#### What we do:

<b>How does Northern Lights Fund Trust IV protect my personal information?</b>	<p>To protect your personal information from unauthorized access and use, we use security measures that comply with federal law. These measures include computer safeguards and secured files and buildings.</p> <p>Our service providers are held accountable for adhering to strict policies and procedures to prevent any misuse of your nonpublic personal information.</p>
<b>How does Northern Lights Fund Trust IV collect my personal information?</b>	<p>We collect your personal information, for example, when you</p> <ul style="list-style-type: none"><li>• open an account or deposit money</li><li>• direct us to buy securities or direct us to sell your securities</li><li>• seek advice about your investments</li></ul> <p>We also collect your personal information from others, such as credit bureaus, affiliates, or other companies.</p>
<b>Why can't I limit all sharing?</b>	<p>Federal law gives you the right to limit only:</p> <ul style="list-style-type: none"><li>• sharing for affiliates' everyday business purposes – information about your creditworthiness.</li><li>• affiliates from using your information to market to you.</li><li>• sharing for nonaffiliates to market to you.</li></ul> <p>State laws and individual companies may give you additional rights to limit sharing.</p>

#### Definitions

<b>Affiliates</b>	<p>Companies related by common ownership or control. They can be financial and nonfinancial companies.</p> <ul style="list-style-type: none"><li>• <i>Northern Lights Fund Trust IV has no affiliates.</i></li></ul>
<b>Nonaffiliates</b>	<p>Companies not related by common ownership or control. They can be financial and nonfinancial companies.</p> <ul style="list-style-type: none"><li>• <i>Northern Lights Fund Trust IV does not share with nonaffiliates so they can market to you.</i></li></ul>
<b>Joint marketing</b>	<p>A formal agreement between nonaffiliated financial companies that together market financial products or services to you.</p> <ul style="list-style-type: none"><li>• <i>Northern Lights Fund Trust IV does not jointly market.</i></li></ul>



**Anchor Risk Managed Credit Strategies Fund**  
**Anchor Risk Managed Equity Strategies Fund**  
**Anchor Risk Managed Global Strategies Fund**  
**Anchor Risk Managed Municipal Strategies Fund**

<b>Adviser</b>	<b>Anchor Capital Management Group, Inc.</b> 15 Enterprise, Suite 450 Aliso Viejo, CA 92656	<b>Distributor</b>	<b>Northern Lights Distributors, LLC</b> 4221 North 203rd Street, Suite 100 Elkhorn, NE 68022
<b>Custodian</b>	<b>U.S. Bank, N.A.</b> 1555 North River Center Drive, Suite 202 Milwaukee, WI 53212	<b>Legal Counsel</b>	<b>Thompson Hine LLP</b> 41 South High Street, Suite 1700 Columbus, OH 43215
<b>Transfer Agent</b>	<b>Ultimus Fund Solutions, LLC</b> 225 Pictoria Drive, Suite 450 Cincinnati, OH 42546	<b>Independent Registered Public Accountant</b>	<b>BBD, LLP</b> 1835 Market Street, 3rd Floor Philadelphia, PA 19103

Additional information about each fund is included in the Funds' SAI dated December 29, 2021. The SAI is incorporated into this Prospectus by reference (i.e., legally made a part of this Prospectus). The SAI provides more details about each Fund's policies and management. Additional information about the Funds' investments is also available in the Funds' Annual and Semi-Annual Reports to Shareholders. In the Funds' Annual Report, you will find a discussion of the market conditions and investment strategies that significantly affected each Fund's performance during the last fiscal year.

To obtain a free copy of the SAI and the Annual and Semi-Annual Reports to Shareholders, or other information about the Funds, or to make shareholder inquiries about the Funds, please call 1-844-594-1226. Information relating to the Funds can be found on the Funds' website at [www.anchor-capital.com/funds](http://www.anchor-capital.com/funds). You may also write to:

**Anchor Risk Managed Credit Strategies Fund**  
**Anchor Risk Managed Equity Strategies Fund**  
**Anchor Risk Managed Global Strategies Fund**  
**Anchor Risk Managed Municipal Strategies Fund**  
c/o Ultimus Fund Solutions, LLC  
4221 North 203rd Street, Suite 100  
Elkhorn, NE 68022

Reports and other information about each Fund are available on the EDGAR Database on the SEC's Internet site at <http://www.sec.gov>. Copies of the information may be obtained, after paying a duplicating fee, by electronic request at the following E-mail address: [publicinfo@sec.gov](mailto:publicinfo@sec.gov).